

# MSU Senior Survey

## 1. 1. Graduation Date



### Month

	May	August	December	Response Count
Please select the month and year that you plan to graduate:	70.0% (7)	0.0% (0)	30.0% (3)	10


### Year

	2012	2013	2014	2015	2016	2017	2018	2019	2020	Response Count
Please select the month and year that you plan to graduate:	0.0% (0)	0.0% (0)	0.0% (0)	0.0% (0)	30.0% (3)	70.0% (7)	0.0% (0)	0.0% (0)	0.0% (0)	10
<b>answered question</b>										<b>10</b>
<b>skipped question</b>										<b>0</b>


## 2. 2. Gender

	Response	
		
		
<b>answered question</b>		<b>10</b>
<b>skipped question</b>		<b>0</b>



### 3. 3. Ethnic Background

		Response Percent	Response Count
White		100.0%	10
Black/African-American		0.0%	0
Asian		0.0%	0
Hispanic/Latino		0.0%	0
American Indian/Alaskan Native		0.0%	0
Native Hawaiian/Other Pacific Islander		0.0%	0
Two or more races		0.0%	0
<b>answered question</b>			<b>10</b>
<b>skipped question</b>			<b>0</b>

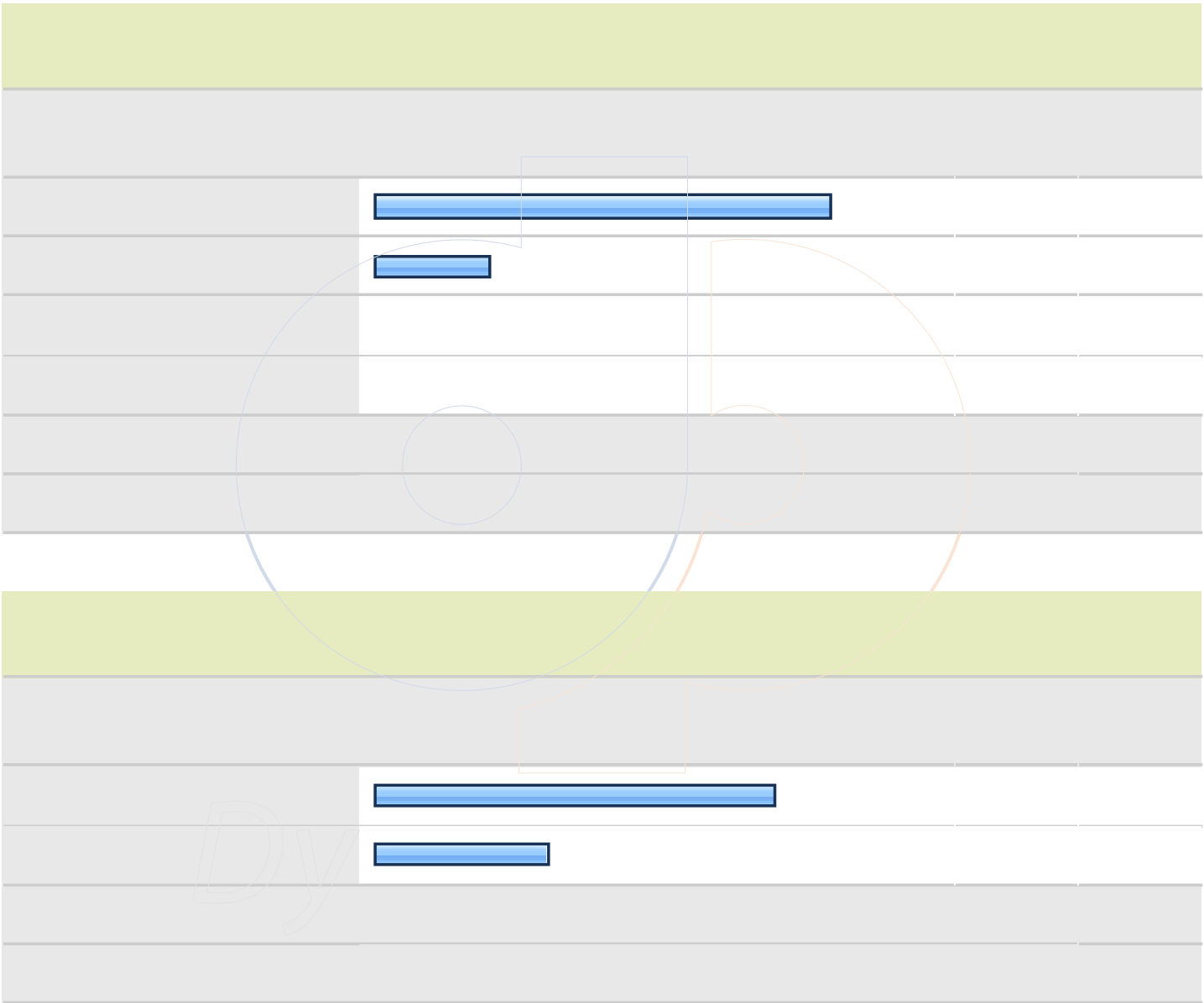
### 4. 4. Are you a U.S. citizen?

		Response Percent	Response Count
Yes		100.0%	9
No		0.0%	0
<b>answered question</b>			<b>9</b>
<b>skipped question</b>			<b>1</b>



### 5. 5. What is your residency classification at MSU?

		Response Percent	Response Count
In-state		50.0%	5
Out-of-state		50.0%	5
International		0.0%	0
		<b>answered question</b>	<b>10</b>
		<b>skipped question</b>	<b>0</b>











### 8. 8. Has either of your parents received a degree from MSU?

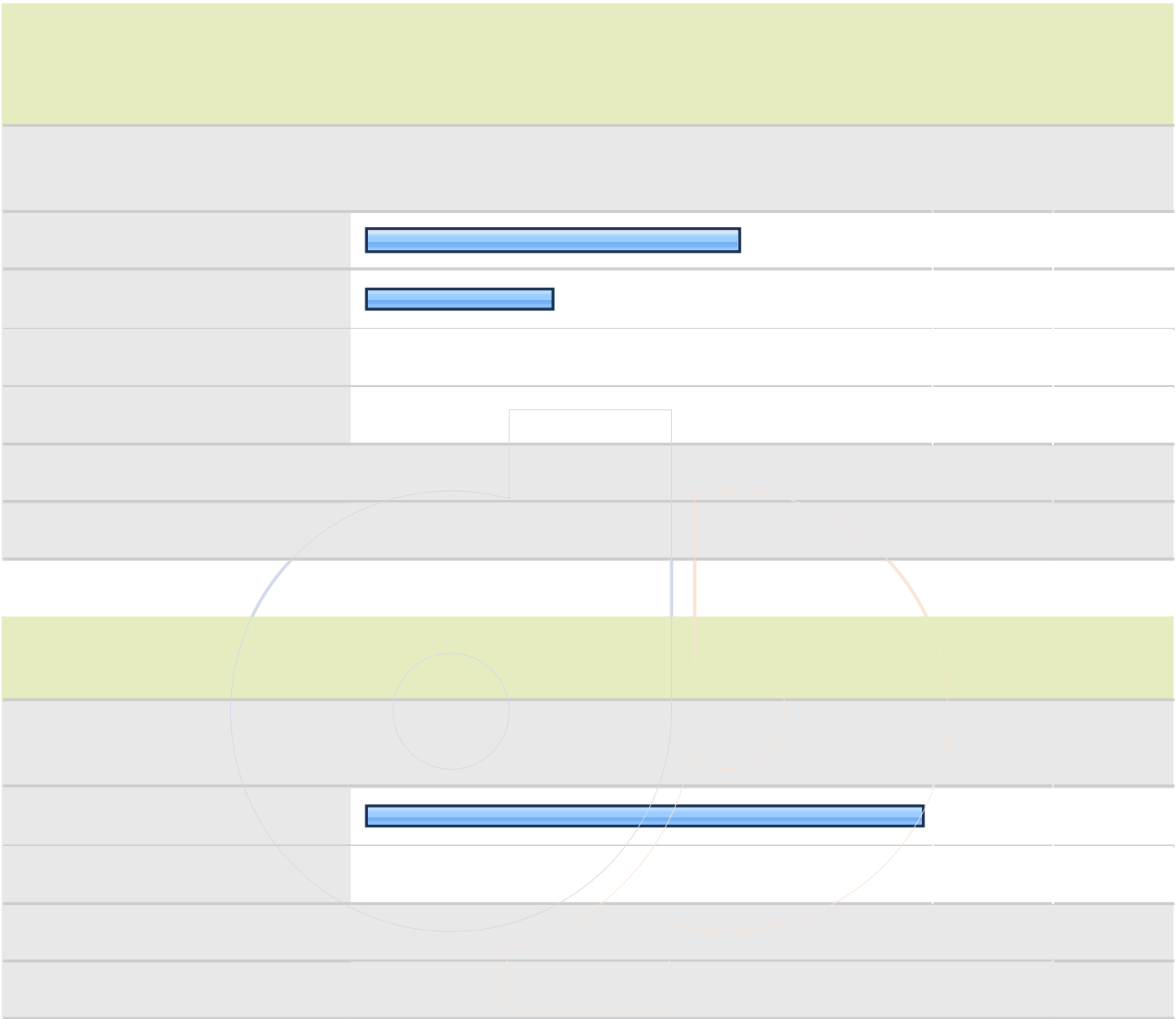
		Response Percent	Response Count
Yes		10.0%	1
No		90.0%	9
answered question			10
skipped question			0

### 9. 9. What was your original entry status to MSU?

		Response Percent	Response Count
Freshman		70.0%	7
Transfer from community college/technical school		20.0%	2
Transfer from 4-yr institution		10.0%	1
answered question			10
skipped question			0

### 10. 10. How many credits were transferred?

		Response Percent	Response Count
12 or fewer		33.3%	1
13-30		0.0%	0
31-60		33.3%	1
Over 60		33.3%	1
answered question			3
skipped question			7



Dy

### 13. 13. In which Residential College are you a member?



		Response Percent	Response Count
Do not know		10.0%	1
Clark College		10.0%	1
<b>Elizabeth College</b>		<b>20.0%</b>	<b>2</b>
<b>Franklin-Springer Colleges</b>		<b>20.0%</b>	<b>2</b>
Hart College		10.0%	1
Hester College		0.0%	0
Regents College		0.0%	0
<b>Richmond College</b>		<b>20.0%</b>	<b>2</b>
White College		10.0%	1
		<b>answered question</b>	<b>10</b>
		<b>skipped question</b>	<b>0</b>

Dy





### 13. 13. In which Residential College are you a member?

answered question	10
skipped question	0

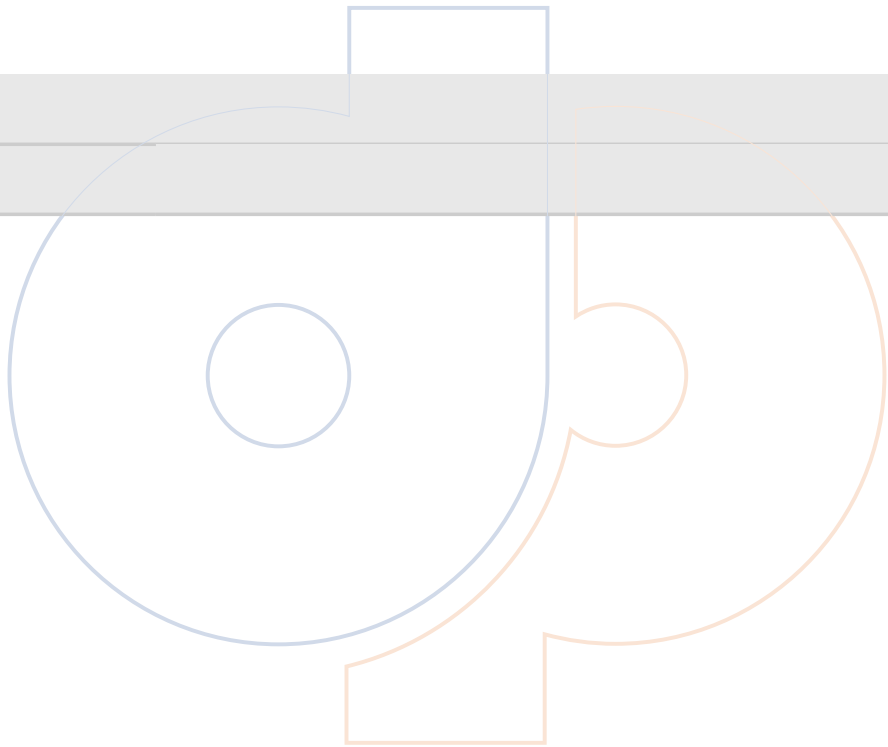
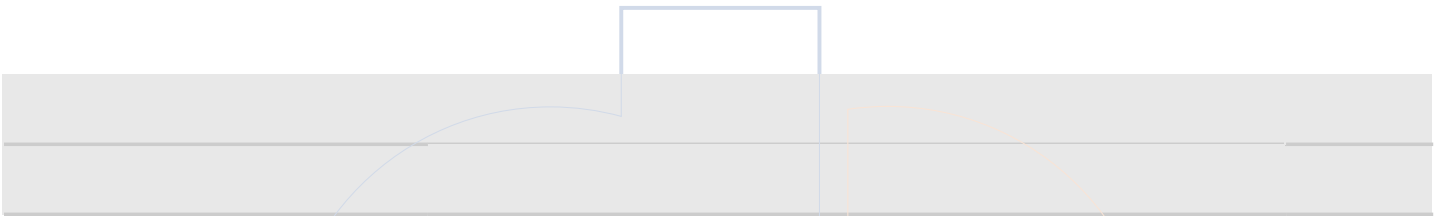
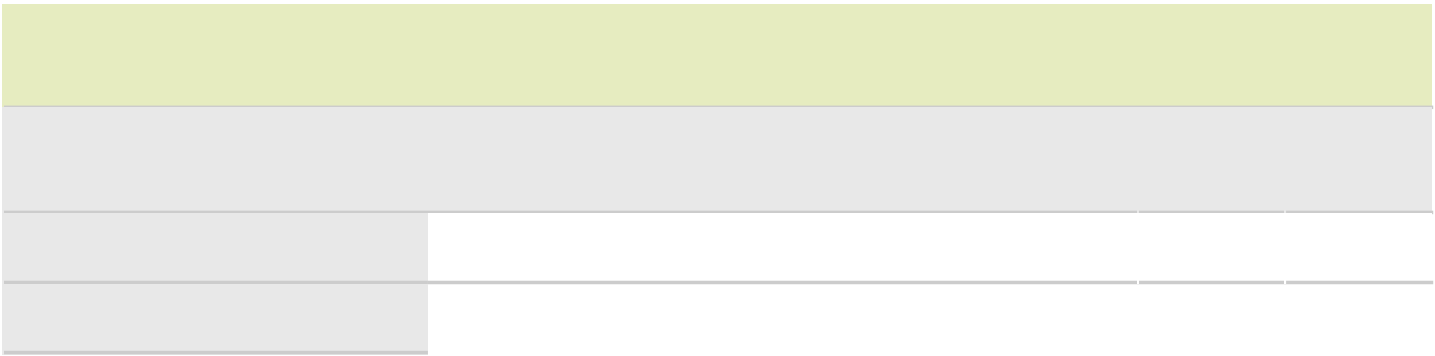
### 14. 14. Have you ever received any type of Financial Aid while at MSU? (scholarships, grants, work-study, etc.)

		Response Percent	Response Count
Yes		80.0%	8
No		20.0%	2
		answered question	10
		skipped question	0

### 15. 15. How many years will it take you to complete your degree from the point of your initial enrollment in college (including any time at a previous institution)?

		Response Percent	Response Count
Two		20.0%	2
Three		20.0%	2
Four		50.0%	5
Five		10.0%	1
Six		0.0%	0
More than six		0.0%	0
		answered question	10
		skipped question	0





*Dy*

**17. 17. Please identify the program/major in which you are earning a degree. If you have a double major, check both of your majors. (Note: Liberal Arts and Integrated Studies Students, check Liberal Arts or Integrated Studies. Do not check your field of study as a major.)**

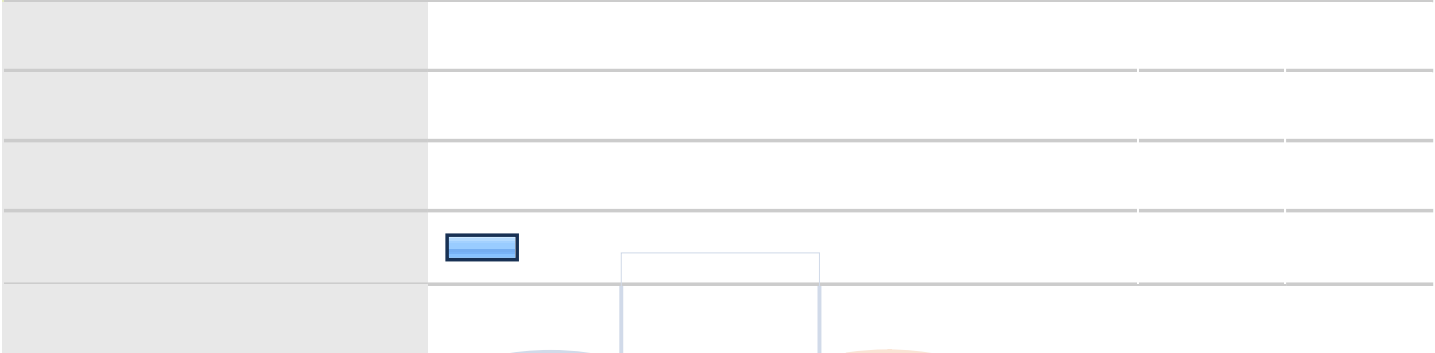

	Response Percent	Response Count
Accounting	0.0%	0
Advertising	0.0%	0
Agricultural Science & Technology (associate's)	0.0%	0
Agricultural Science (bachelor's)	0.0%	0
Animal Technology/Animal-Equine	0.0%	0
Animal Technology/Vet Tech, Pre-Vet	0.0%	0
Applied Physics	0.0%	0
Art	0.0%	0
Athletic Training	0.0%	0
Biology	0.0%	0
Business Administration (associate's)	0.0%	0
Business Administration (bachelor's)	0.0%	0
Career & Technical Education (associate's)	0.0%	0
Career & Technical Education (bachelor's)	0.0%	0
Chemistry	0.0%	0
Civil Engineering Technology (associate's)	0.0%	0
<b>answered question</b>		<b>10</b>
<b>skipped question</b>		<b>0</b>

**17. 17. Please identify the program/major in which you are earning a degree. If you have a double major, check both of your majors. (Note: Liberal Arts and Integrated Studies Students, check Liberal Arts or Integrated Studies. Do not check your field of study as a major.)**

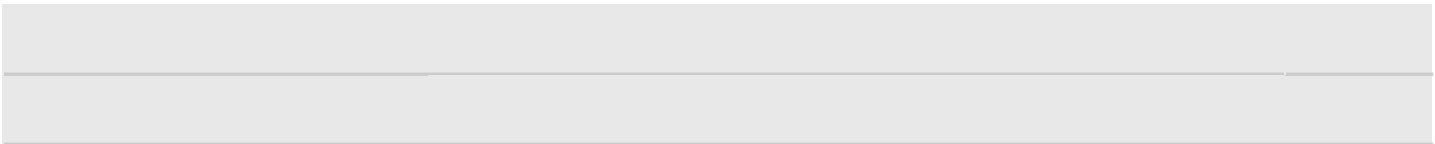
Civil Engineering Technology (bachelor's)		0.0%	0
Communication Disorders		0.0%	0
Community Health		0.0%	0
Computer Information Systems		0.0%	0
Computer Science		0.0%	0
Creative Writing (BFA)		0.0%	0
Criminal Justice		0.0%	0
Economics		0.0%	0
Electromechanical Engineering Technology		0.0%	0
Elementary School Education		0.0%	0
Engineering Graphics & Design		0.0%	0
Engineering Physics		0.0%	0
English		0.0%	0
English Education (TESOL)		0.0%	0
Exercise Science		0.0%	0
Finance		0.0%	0
French	<input checked="" type="checkbox"/>	10.0%	1
General Studies (associate's)		0.0%	0
Geosciences		0.0%	0
German		0.0%	0
<b>answered question</b>			<b>10</b>
<b>skipped question</b>			<b>0</b>

**17. 17. Please identify the program/major in which you are earning a degree. If you have a double major, check both of your majors. (Note: Liberal Arts and Integrated Studies Students, check Liberal Arts or Integrated Studies. Do not check your field of study as a major.)**

Graphic Communications Media		0.0%	0
Health & Physical Education		0.0%	0
Health Information Administration		0.0%	0
History		0.0%	0
Industrial Technology (associate's)		0.0%	0
Integrated Studies (BIS)		0.0%	0
Interdisciplinary Early Childhood Education		0.0%	0
Interior Design		0.0%	0
International Business		0.0%	0
<b>International Studies</b>	<input checked="" type="checkbox"/>	<b>40.0%</b>	<b>4</b>
Japanese		0.0%	0
Journalism		0.0%	0
Learning & Behavior Disorders		0.0%	0
Liberal Arts		0.0%	0
Logistics & Supply Chain Management		0.0%	0
Management		0.0%	0
Manufacturing Technology		0.0%	0
Marketing		0.0%	0
Mathematics		0.0%	0
<b>answered question</b>			<b>10</b>
<b>skipped question</b>			<b>0</b>






*Dy*





**17. 17. Please identify the program/major in which you are earning a degree. If you have a double major, check both of your majors. (Note: Liberal Arts and Integrated Studies Students, check Liberal Arts or Integrated Studies. Do not check your field of study as a major.)**


Television Production	0.0%	0
Theatre	0.0%	0
Wildlife & Conservation Biology	0.0%	0
<b>answered question</b>		<b>10</b>
<b>skipped question</b>		<b>0</b>

**18. 20. What is the highest degree you eventually hope to receive?**

		Response Percent	Response Count
Associate		0.0%	0
Baccalaureate		10.0%	1
Graduate		50.0%	5
Professional		40.0%	4
<b>answered question</b>		<b>10</b>	
<b>skipped question</b>		<b>0</b>	

### 19. 21. Which best describes your situation?

		Response Percent	Response Count
Did not change major/area		40.0%	4
Did not initially declare major/area		0.0%	0
<b>Changed major/area</b>		<b>60.0%</b>	<b>6</b>
		<b>answered question</b>	<b>10</b>
		<b>skipped question</b>	<b>0</b>



### 19. 21. Which best describes your situation?

answered question	10
skipped question	0

### 20. 22. While school was in session during the past year, how many hours per week, on average, did you work for pay?

		Response Percent	Response Count
Did not work		10.0%	1
Worked 1-10 hrs		20.0%	2
<b>Worked 11-20 hrs</b>		<b>40.0%</b>	<b>4</b>
Worked 21-30 hrs		10.0%	1
Worked 31-40 hrs		20.0%	2
Worked over 40 hrs		0.0%	0
		answered question	10
		skipped question	0

### 21. 23. For the most part, were classes offered at times convenient to you?

		Response Percent	Response Count
Yes		90.0%	9
No		10.0%	1
		answered question	10
		skipped question	0

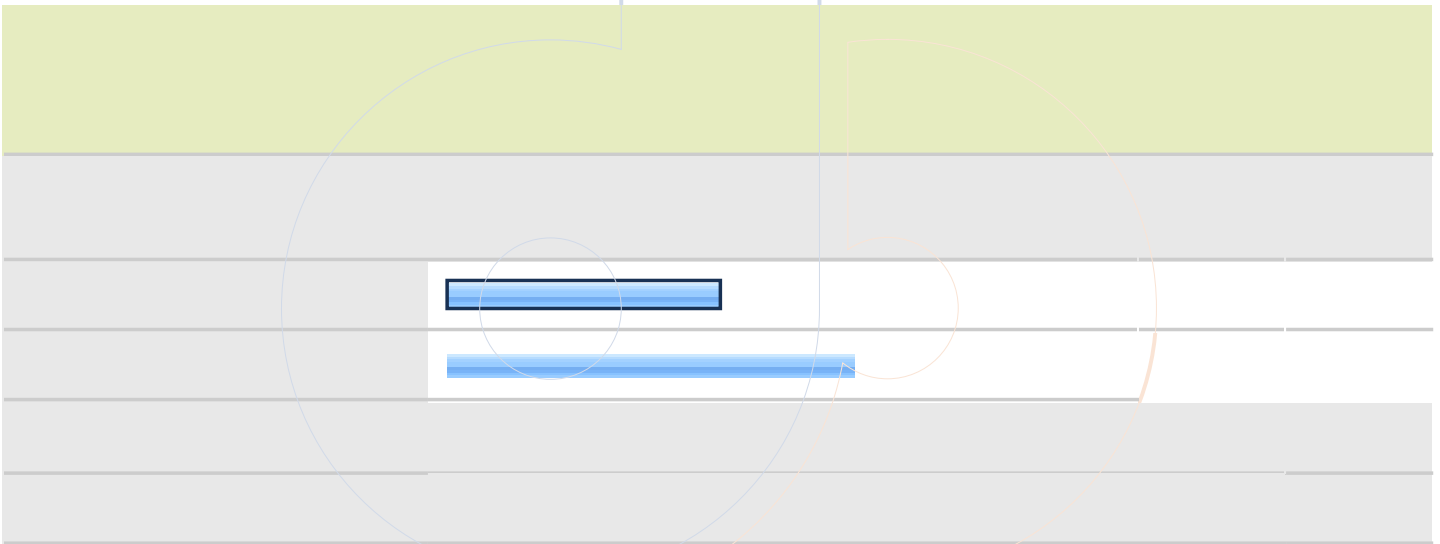



### 22. 24. What time would you have preferred?

		Response Percent	Response Count
Late afternoon		0.0%	0
Evening		0.0%	0
Weekend		0.0%	0
<b>During the day</b>		<b>100.0%</b>	<b>1</b>
Online		0.0%	0
<b>answered question</b>			<b>1</b>
<b>skipped question</b>			<b>9</b>





### 23. 25. Which best describes the location where you completed the majority of your courses?

		Response Percent	Response Count
<b>Murray</b>		<b>100.0%</b>	<b>10</b>
Paducah		0.0%	0
Ft. Campbell		0.0%	0
Madisonville		0.0%	0
Hopkinsville		0.0%	0
Henderson		0.0%	0
Online		0.0%	0
Other (please specify)		0.0%	0
<b>answered question</b>			<b>10</b>
<b>skipped question</b>			<b>0</b>



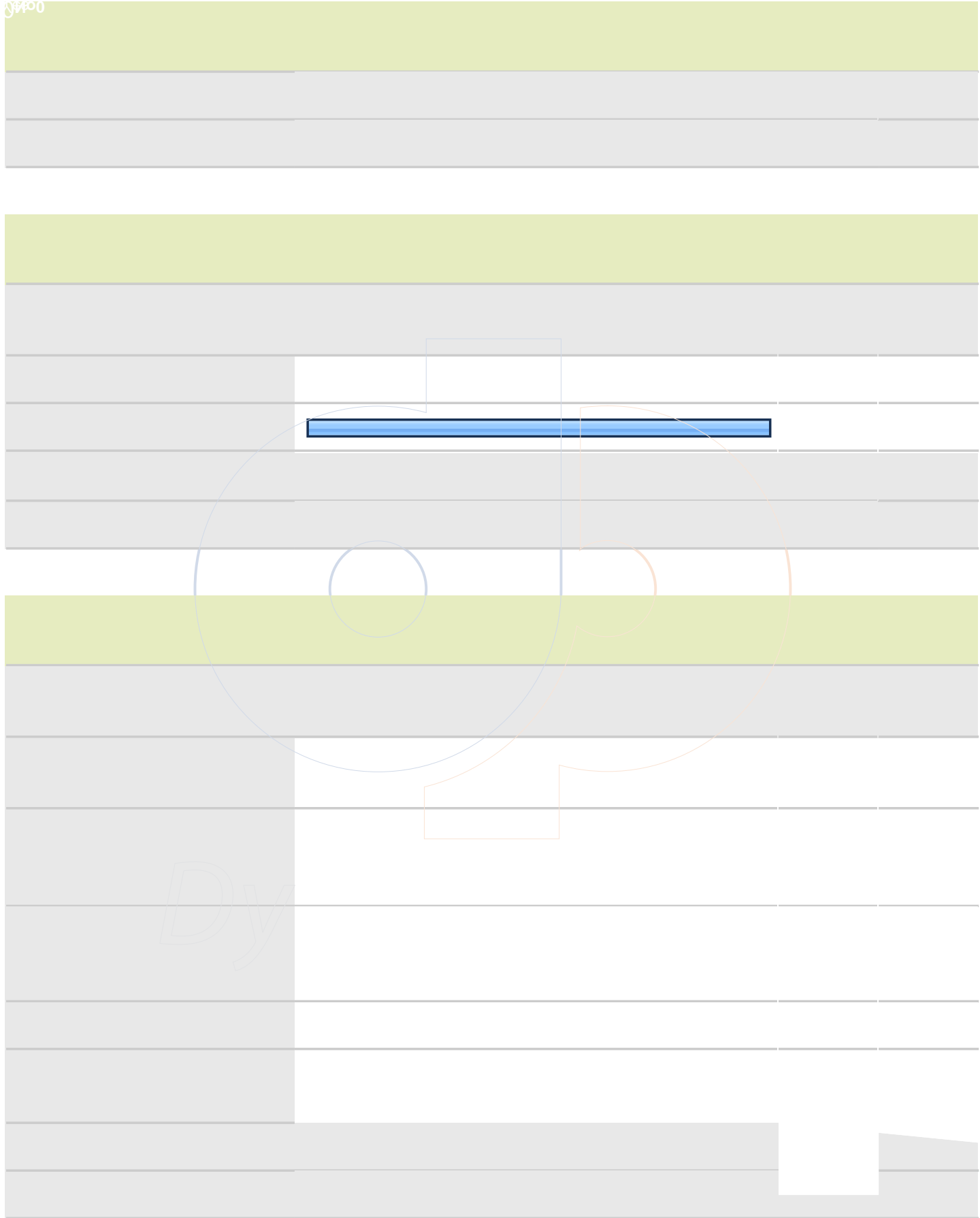
Dy

## 26. 28. Why did it take you an extra semester or more?

		Response Percent	Response Count
Work obligation limited my enrollment.		25.0%	1
Family obligations limited my enrollment.		25.0%	1
Tuition and other costs of attendance limited my enrollment.		0.0%	0
<b>A decision to change majors added to my requirements.</b>		<b>75.0%</b>	<b>3</b>
A required course or courses were not offered.		0.0%	0
Credits were lost transferring to Murray State.		25.0%	1
Other (please specify)		0.0%	0
<b>answered question</b>			<b>4</b>
<b>skipped question</b>			<b>6</b>

Dy

03810





**03810 Who did you have trouble getting the course?**



*Dy*

### 31. 33. Which statement best describes your experience with academic advising in your major/area?

		Response Percent	Response Count
Cannot judge; I did not make use of the opportunity.		0.0%	0
<b>I was satisfied with information my adviser provided.</b>		<b>80.0%</b>	<b>8</b>
Advice was inaccurate, incomplete, or misleading.		20.0%	2
My adviser was not available.		0.0%	0
		<b>answered question</b>	<b>10</b>
		<b>skipped question</b>	<b>0</b>


Dy



*Dy*







**34. Questions 56-89** For each of these services, activities or programs that you used, please indicate the extent to which you were satisfied that they met your needs. For those that you did not use, mark the "Did Not Use" option.

	Very satisfied	Satisfied	Dissatisfied	Very dissatisfied	Did Not Use	Rating Average	Rating Count
56. African-American/Multicultural Student Services	0.0% (0)	11.1% (1)	11.1% (1)	0.0% (0)	<b>77.8% (7)</b>	2.50	9
57. Blackboard/Canvas	16.7% (1)	<b>66.7% (4)</b>	16.7% (1)	0.0% (0)	0.0% (0)	3.00	6
58. Career Services Office	0.0% (0)	<b>77.8% (7)</b>	0.0% (0)	0.0% (0)	22.2% (2)	3.00	9
59. Cultural programming and activities	<b>33.3% (3)</b>	<b>33.3% (3)</b>	0.0% (0)	0.0% (0)	<b>33.3% (3)</b>	3.50	9
60. Degree audit (MAP report)	<b>50.0% (4)</b>	<b>50.0% (4)</b>	0.0% (0)	0.0% (0)	0.0% (0)	3.50	8
61. Financial Aid Office customer service	22.2% (2)	<b>44.4% (4)</b>	33.3% (3)	0.0% (0)	0.0% (0)	2.89	9
62. Dining Services	11.1% (1)	<b>55.6% (5)</b>	22.2% (2)	0.0% (0)	11.1% (1)	2.88	9
63. Graduation Office	11.1% (1)	<b>55.6% (5)</b>	0.0% (0)	11.1% (1)	22.2% (2)	2.86	9
64. Greek life and activities	37.5% (3)	12.5% (1)	0.0% (0)	0.0% (0)	<b>50.0% (4)</b>	3.75	8
65. Health Services	0.0% (0)	<b>55.6% (5)</b>	11.1% (1)	11.1% (1)	22.2% (2)	2.57	9
66. Honor Societies/Departmental Clubs/Special Interest Organizations	11.1% (1)	<b>77.8% (7)</b>	11.1% (1)	0.0% (0)	0.0% (0)	3.00	9
67. International programs and activities	<b>44.4% (4)</b>	11.1% (1)	0.0% (0)	11.1% (1)	33.3% (3)	3.33	9
<b>answered question</b>							<b>9</b>
<b>skipped question</b>							<b>1</b>

**34. Questions 56-89** For each of these services, activities or programs that you used, please indicate the extent to which you were satisfied that they met your needs. For those that you did not use, mark the "Did Not Use" option.




68. International student support services	12.5% (1)	12.5% (1)	12.5% (1)	0.0% (0)	<b>62.5% (5)</b>	3.00	8
69. Internet and wireless access for study and research needs	11.1% (1)	<b>44.4% (4)</b>	22.2% (2)	11.1% (1)	11.1% (1)	2.63	9
70. Intramural Sports and Recreation	12.5% (1)	37.5% (3)	0.0% (0)	0.0% (0)	<b>50.0% (4)</b>	3.25	8
71. LGBT programs	0.0% (0)	22.2% (2)	0.0% (0)	0.0% (0)	<b>77.8% (7)</b>	3.00	9
72. Lowry Center/Developmental courses and tutoring	0.0% (0)	33.3% (3)	0.0% (0)	0.0% (0)	<b>66.7% (6)</b>	3.00	9
73. Library	<b>44.4% (4)</b>	33.3% (3)	0.0% (0)	11.1% (1)	11.1% (1)	3.25	9
74. MSU web site	<b>50.0% (4)</b>	25.0% (2)	25.0% (2)	0.0% (0)	0.0% (0)	3.25	8
75. NCAA Sports	22.2% (2)	33.3% (3)	0.0% (0)	0.0% (0)	<b>44.4% (4)</b>	3.40	9
76. Online courses that are not Blackboard or Canvas	0.0% (0)	25.0% (2)	0.0% (0)	0.0% (0)	<b>75.0% (6)</b>	3.00	8
77. Public Safety/Security Services	<b>37.5% (3)</b>	25.0% (2)	0.0% (0)	0.0% (0)	<b>37.5% (3)</b>	3.60	8
78. Registration through myGate	44.4% (4)	<b>55.6% (5)</b>	0.0% (0)	0.0% (0)	0.0% (0)	3.44	9
79. Residential College programming and activities	<b>44.4% (4)</b>	22.2% (2)	0.0% (0)	0.0% (0)	33.3% (3)	3.67	9
80. Scholarships/grants/student employment	22.2% (2)	<b>66.7% (6)</b>	11.1% (1)	0.0% (0)	0.0% (0)	3.11	9
81. Services for non-traditional students	0.0% (0)	22.2% (2)	0.0% (0)	11.1% (1)	<b>66.7% (6)</b>	2.33	9
<b>answered question</b>							<b>9</b>
<b>skipped question</b>							<b>1</b>


**34. Questions 56-89** For each of these services, activities or programs that you used, please indicate the extent to which you were satisfied that they met your needs. For those that you did not use, mark the "Did Not Use" option.

82. Student Disability Services (SDS)	22.2% (2)	11.1% (1)	0.0% (0)	0.0% (0)	<b>66.7% (6)</b>	3.67	9	
83. Transcript requests	0.0% (0)	44.4% (4)	0.0% (0)	0.0% (0)	<b>55.6% (5)</b>	3.00	9	
84. Student Support Services (SSS)	0.0% (0)	25.0% (2)	0.0% (0)	0.0% (0)	<b>75.0% (6)</b>	3.00	8	
85. Transfer Center	0.0% (0)	44.4% (4)	0.0% (0)	0.0% (0)	<b>55.6% (5)</b>	3.00	9	
86. University Counseling Services	0.0% (0)	11.1% (1)	11.1% (1)	0.0% (0)	<b>77.8% (7)</b>	2.50	9	
87. Veteran Services	22.2% (2)	0.0% (0)	0.0% (0)	0.0% (0)	<b>77.8% (7)</b>	4.00	9	
88. Wellness Center	33.3% (3)	<b>55.6% (5)</b>	0.0% (0)	0.0% (0)	11.1% (1)	3.38	9	
89. Women's Center	0.0% (0)	33.3% (3)	0.0% (0)	0.0% (0)	<b>66.7% (6)</b>	3.00	9	
<b>answered question</b>							<b>9</b>	
<b>skipped question</b>							<b>1</b>	



Dy

### 35. 90. To what extent did you participate in Residential College activities?

		Response Percent	Response Count
Did not participate		33.3%	3
<b>Frequently</b>		<b>44.4%</b>	<b>4</b>
Occasionally		22.2%	2
Seldom		0.0%	0
<b>answered question</b>			<b>9</b>
<b>skipped question</b>			<b>1</b>



Dy



**38. Questions 93-102 The University has formulated ten desired "Characteristics of the Murray State University Graduate." Please indicate how effective your MSU experience was in enhancing your abilities in each area.**

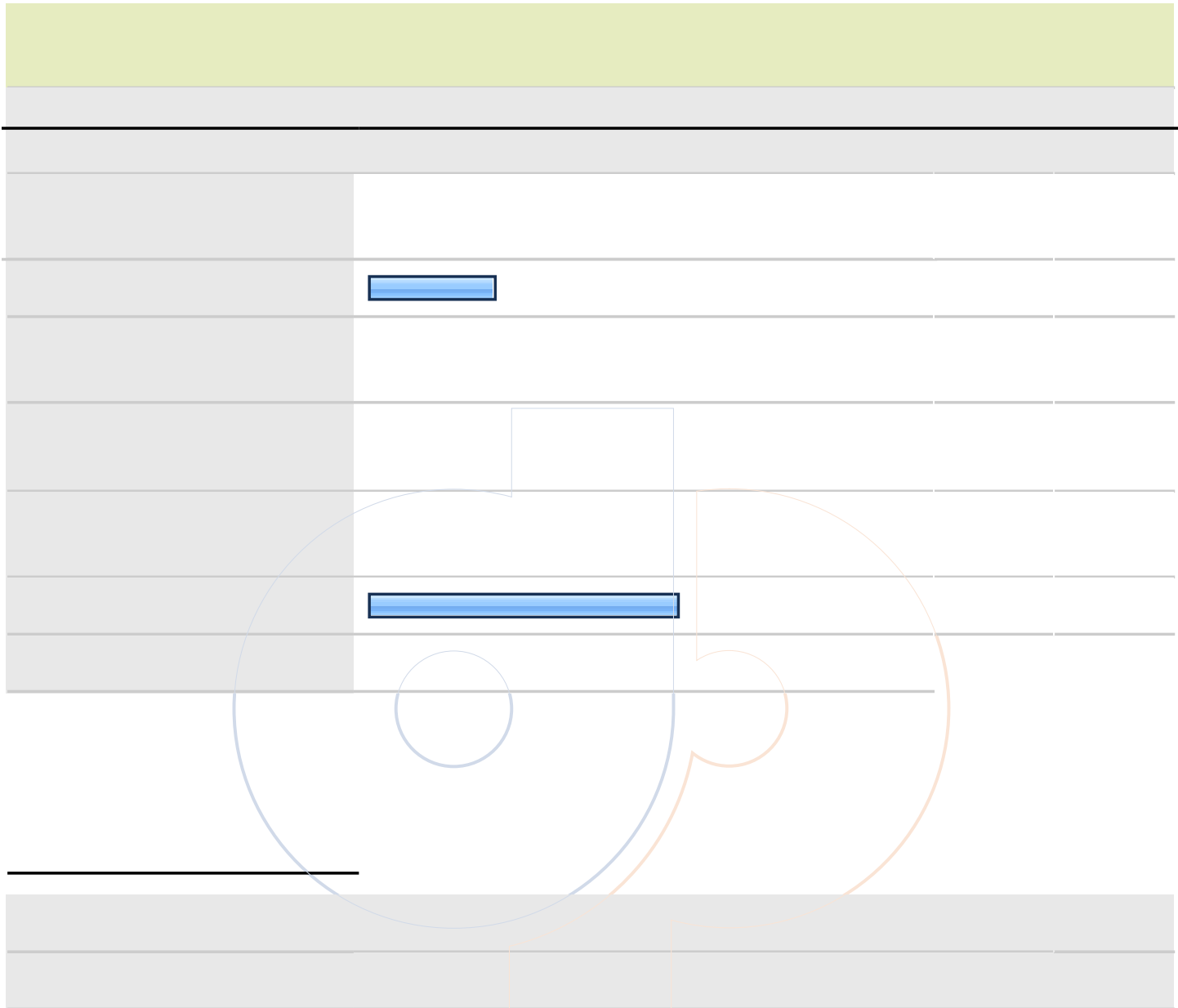
	<b>Very effective</b>	<b>Effective</b>	<b>Ineffective</b>	<b>Very ineffective</b>	<b>Rating Average</b>	<b>Rating Count</b>
93. Engage in mature, independent and creative thought and express that thought effectively in oral and written communication;	<b>55.6% (5)</b>	44.4% (4)	0.0% (0)	0.0% (0)	3.56	9
94. Understand and apply the critical and scientific methodologies that academic disciplines employ to discover knowledge and ascertain its validity;	<b>55.6% (5)</b>	44.4% (4)	0.0% (0)	0.0% (0)	3.56	9
95. Apply sound standards of information gathering, analysis and evaluation to reach logical decisions;	44.4% (4)	<b>55.6% (5)</b>	0.0% (0)	0.0% (0)	3.44	9
96. Understand the roles and applications of science and technology in the solution of the problems of a changing world;	44.4% (4)	<b>55.6% (5)</b>	0.0% (0)	0.0% (0)	3.44	9
97. Demonstrate a critical understanding of the world's historical, literary, philosophical and artistic traditions;	<b>55.6% (5)</b>	44.4% (4)	0.0% (0)	0.0% (0)	3.56	9
98. Understand the dynamics of cultural diversity, of competing economic and political systems, and of complex moral and ethical issues;	<b>66.7% (6)</b>	33.3% (3)	0.0% (0)	0.0% (0)	3.67	9
99. Understand the nature of and engage in ethical behavior and responsible citizenship;	<b>55.6% (5)</b>	44.4% (4)	0.0% (0)	0.0% (0)	3.56	9
					<b>answered question</b>	<b>9</b>
					<b>skipped question</b>	<b>1</b>

**38. Questions 93-102 The University has formulated ten desired "Characteristics of the Murray State University Graduate." Please indicate how effective your MSU experience was in enhancing your abilities in each area.**


100. Understand the importance of the behaviors necessary to maintain a healthy lifestyle;	<b>55.6% (5)</b>	44.4% (4)	0.0% (0)	0.0% (0)	3.56	9
101. Demonstrate mastery of a chosen field of study;	<b>55.6% (5)</b>	44.4% (4)	0.0% (0)	0.0% (0)	3.56	9
102. Value intellectual pursuit and continuous learning in a changing world.	<b>62.5% (5)</b>	37.5% (3)	0.0% (0)	0.0% (0)	3.63	8
<b>answered question</b>						<b>9</b>
<b>skipped question</b>						<b>1</b>

Dy





Dy



*Dy*

### 41. 105. If you intend to work full-time, what do you expect your salary to be?





		Response Percent	Response Count
Above \$75,000		0.0%	0
\$65,000 - \$75,000		0.0%	0
\$55,000 - \$64,999		0.0%	0
\$45,000 - \$54,999		12.5%	1
\$35,000 - \$44,999		12.5%	1
\$25,000 - \$34,999		25.0%	2
Below \$25,000		0.0%	0
<b>Does not apply</b>		<b>50.0%</b>	<b>4</b>
<b>answered question</b>			<b>8</b>
<b>skipped question</b>			<b>2</b>

Dy



**41. 105. If you intend to work full-time, what do you expect your salary to be?**


answered question	8
skipped question	2

**42. 106. If you intend to continue your education, please indicate which statement best describes the institution you will attend.**

		Response Percent	Response Count
Murray State University		11.1%	1
University/College in Kentucky		22.2%	2
<b>University/College outside Kentucky</b>		<b>66.7%</b>	<b>6</b>
Does not apply		0.0%	0
		answered question	9
		skipped question	1

**43. 107. "I would recommend Murray State University to a prospective student."**

		Response Percent	Response Count
Strongly agree		44.4%	4
<b>Agree</b>		<b>55.6%</b>	<b>5</b>
Disagree		0.0%	0
Strongly disagree		0.0%	0
		answered question	9
		skipped question	1



*Dy*



**45. 17. Please identify the program/major in which you are earning a degree. If you have a double major, check both of your majors. (Note: Liberal Arts and Integrated Studies Students, check Liberal Arts or Integrated Studies. Do not check your field of study as a major.)**

Response Percent	Response Count
answered question	


Accounting

Accounting



**answered question**      **0**

**skipped question**      **10**



Career & Technical Education (associate's)		0.0%	0
Career & Technical Education (bachelor's)		0.0%	0
Criminal Justice		0.0%	0
Elementary School Education		0.0%	0
Health & Physical Education		0.0%	0
Interdisciplinary Early Childhood Education		0.0%	0
Learning & Behavior Disorders		0.0%	0
Middle School Education		0.0%	



*Dy*





*Dy*



**45. 17. Please identify the program/major in which you are earning a degree. If you have a double major, check both of your majors. (Note: Liberal Arts and Integrated Studies Students, check Liberal Arts or Integrated Studies. Do not check your field of study as a major.)**

Integrated Studies (BIS)	0.0%	0
General Studies (associate's)	0.0%	0
<b>answered question</b>		<b>0</b>
<b>skipped question</b>		<b>10</b>

