

# MSU Senior Survey

## 1. 1. Graduation Date



											answered question	12
											skipped question	0

## 

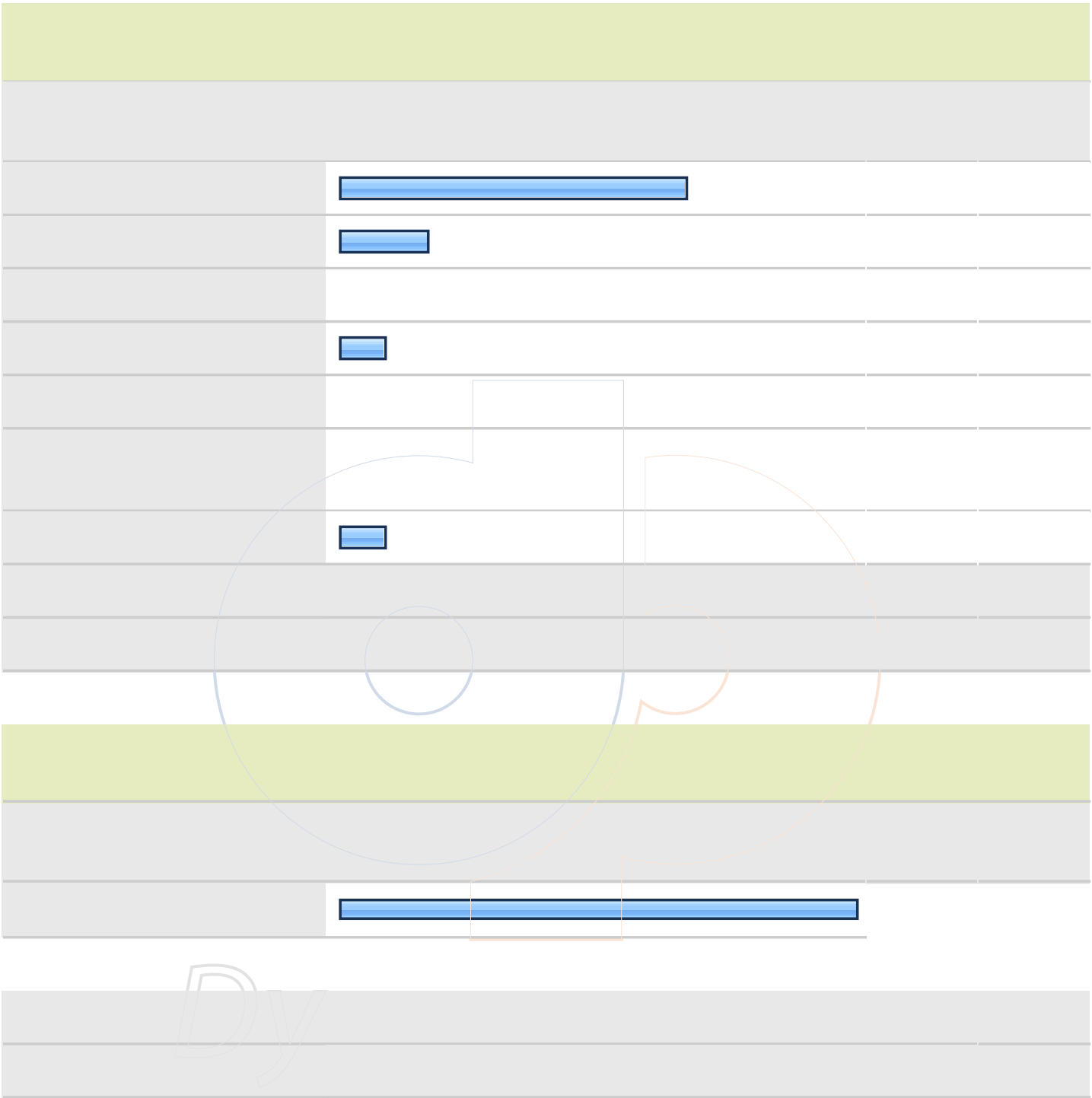
--	--	--	--	--	--	--	--	--	--	--	--	--

--	--	--	--	--	--	--	--	--	--	--	--	--


--	--	--	--	--	--	--	--	--	--	--	--	--

--	--	--	--	--	--	--	--	--	--	--	--	--

--	--	--	--	--	--	--	--	--	--	--	--	--



### 5. 5. What is your residency classification at MSU?



		Response Percent	Response Count
In-state		100.0%	12
Out-of-state		0.0%	0
International		0.0%	0
<b>answered question</b>			<b>12</b>
<b>skipped question</b>			<b>0</b>





### 5. 5. What is your residency classification at MSU?

answered question	12
skipped question	0



### 6. 6. Age

		Response Percent	Response Count
24 or younger		83.3%	10
25-34		16.7%	2
35-44		0.0%	0
45 or older		0.0%	0
		answered question	12
		skipped question	0



### 7. 7. Has either of your parents received a bachelor's degree?

		Response Percent	Response Count
Yes		75.0%	9
No		25.0%	3
		answered question	12
		skipped question	0



### 8. 8. Has either of your parents received a degree from MSU?

		Response Percent	Response Count
Yes		41.7%	5
No		58.3%	7
answered question			12
skipped question			0


### 9. 9. What was your original entry status to MSU?

		Response Percent	Response Count
Freshman		83.3%	10
Transfer from community college/technical school		0.0%	0
Transfer from 4-yr institution		16.7%	2
answered question			12
skipped question			0


### 10. 10. How many credits were transferred?

		Response Percent	Response Count
12 or fewer		50.0%	1
13-30		50.0%	1
31-60		0.0%	0
Over 60		0.0%	0
answered question			2
skipped question			10

**11. 11. Approximately what percent of your University Studies (general education) classes did you take at MSU?**






		Response Percent	Response Count
Under 25%		0.0%	0
25-49%		0.0%	0
<b>50-74%</b>		<b>100.0%</b>	<b>2</b>
75-100%		0.0%	0
<b>answered question</b>			<b>2</b>
<b>skipped question</b>			<b>10</b>

**12. 12. What has been your attendance status at MSU?**

		Response Percent	Response Count
<b>Primarily full-time</b>		<b>100.0%</b>	<b>12</b>
Primarily part-time		0.0%	0
<b>answered question</b>			<b>12</b>
<b>skipped question</b>			<b>0</b>

Dy

### 13. 13. In which Residential College are you a member?



		Response Percent	Response Count
Do not know		25.0%	3
Clark College		0.0%	0
<b>Elizabeth College</b>		<b>33.3%</b>	<b>4</b>
Franklin-Springer Colleges		25.0%	3
Hart College		0.0%	0
Hester College		8.3%	1
Regents College		8.3%	1
Richmond College		0.0%	0
White College		0.0%	0
		<b>answered question</b>	<b>12</b>
		<b>skipped question</b>	<b>0</b>

Dy







**13. 13. In which Residential College are you a member?**

answered question	12
skipped question	0

**14. 14. Have you ever received any type of Financial Aid while at MSU? (scholarships, grants, work-study, etc.)**

		Response Percent	Response Count
Yes		91.7%	11
No		8.3%	1
		answered question	12
		skipped question	0

**15. 15. How many years will it take you to complete your degree from the point of your initial enrollment in college (including any time at a previous institution)?**

		Response Percent	Response Count
Two		0.0%	0
Three		8.3%	1
Four		58.3%	7
Five		16.7%	2
Six		8.3%	1
More than six		8.3%	1
		answered question	12
		skipped question	0





*Dy*

**17. 17. Please identify the program/major in which you are earning a degree. If you have a double major, check both of your majors. (Note: Liberal Arts and Integrated Studies Students, check Liberal Arts or Integrated Studies. Do not check your field of study as a major.)**

	Response Percent	Response Count
Accounting	0.0%	0
Advertising	0.0%	0
Agricultural Science & Technology (associate's)	0.0%	0
Agricultural Science (bachelor's)	0.0%	0
Animal Technology/Animal-Equine	0.0%	0
Animal Technology/Vet Tech, Pre-Vet	0.0%	0
Applied Physics	0.0%	0
Art	0.0%	0
Athletic Training	0.0%	0
Biology	0.0%	0
Business Administration (associate's)	0.0%	0
Business Administration (bachelor's)	0.0%	0
Career & Technical Education (associate's)	0.0%	0
Career & Technical Education (bachelor's)	0.0%	0
Chemistry	0.0%	0
Civil Engineering Technology (associate's)	0.0%	0
	<b>answered question</b>	<b>12</b>
	<b>skipped question</b>	<b>0</b>

## 17. 17. Please identify the program/major in which you are earning a degree. If you

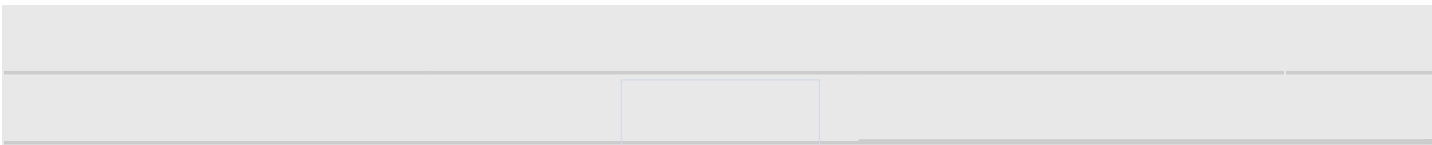
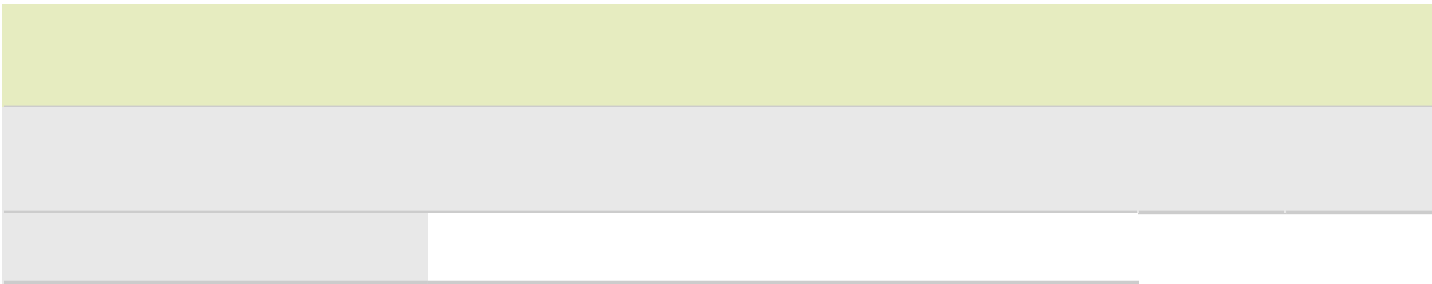
Civil Engineering Technology (bachelor's)	0.0%	0
Communication Disorders	0.0%	0
Community Health	0.0%	0
Computer Information Systems	0.0%	0
Computer Science	0.0%	0
Creative Writing (BFA)	0.0%	0
Criminal Justice	0.0%	0
Economics	0.0%	0
Electromechanical Engineering Technology	0.0%	0
Elementary School Education	0.0%	0
Engineering Graphics & Design	0.0%	0
Engineering Physics	0.0%	0
English	0.0%	0
English Education (TESOL)	0.0%	0
Exercise Science	0.0%	0
Finance	0.0%	0
French	0.0%	0
General Studies (associate's)	0.0%	0
Geosciences	0.0%	0
German	0.0%	0

**17. 17. Please identify the program/major in which you are earning a degree. If you have a double major, check both of your majors. (Note: Liberal Arts and Integrated Studies Students, check Liberal Arts or Integrated Studies. Do not check your field of study as a major.)**

Graphic Communications Media	0.0%	0
Health & Physical Education	0.0%	0
Health Information Administration	0.0%	0
History	0.0%	0
Industrial Technology (associate's)	0.0%	0
Integrated Studies (BIS)	0.0%	0
Interdisciplinary Early Childhood Education	0.0%	0
Interior Design	0.0%	0
International Business	0.0%	0
International Studies	0.0%	0
Japanese	0.0%	0
Journalism	0.0%	0
Learning & Behavior Disorders	0.0%	0
Liberal Arts	0.0%	0
Logistics & Supply Chain Management	0.0%	0
Management	0.0%	0
Manufacturing Technology	0.0%	0
Marketing	0.0%	0
Mathematics	0.0%	0
<b>answered question</b>		<b>12</b>
<b>skipped question</b>		<b>0</b>

**17. 17. Please identify the program/major in which you are earning a degree. If you have a double major, check both of your majors. (Note: Liberal Arts and Integrated Studies Students, check Liberal Arts or Integrated Studies. Do not check your field of study as a major. P3ets, chec3k42 30.252 | 0 30.252 | h f Q q 1 040check Liberal Arts or Int study as a major. P3etsmky your field of**





*Dy*

**19. 21. Which best describes your situation?**

answered question	12
skipped question	0

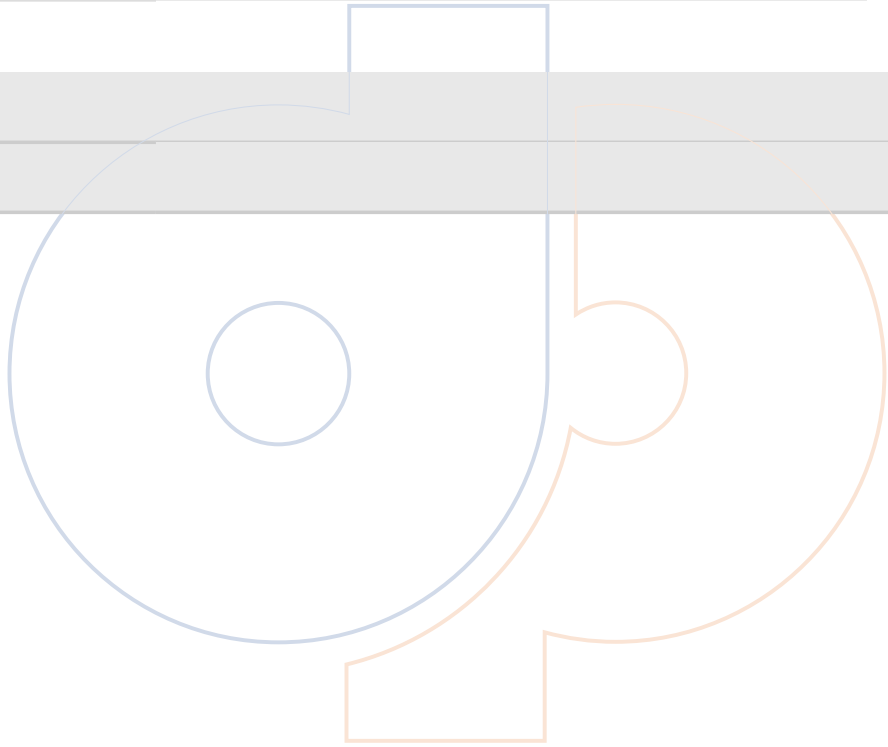
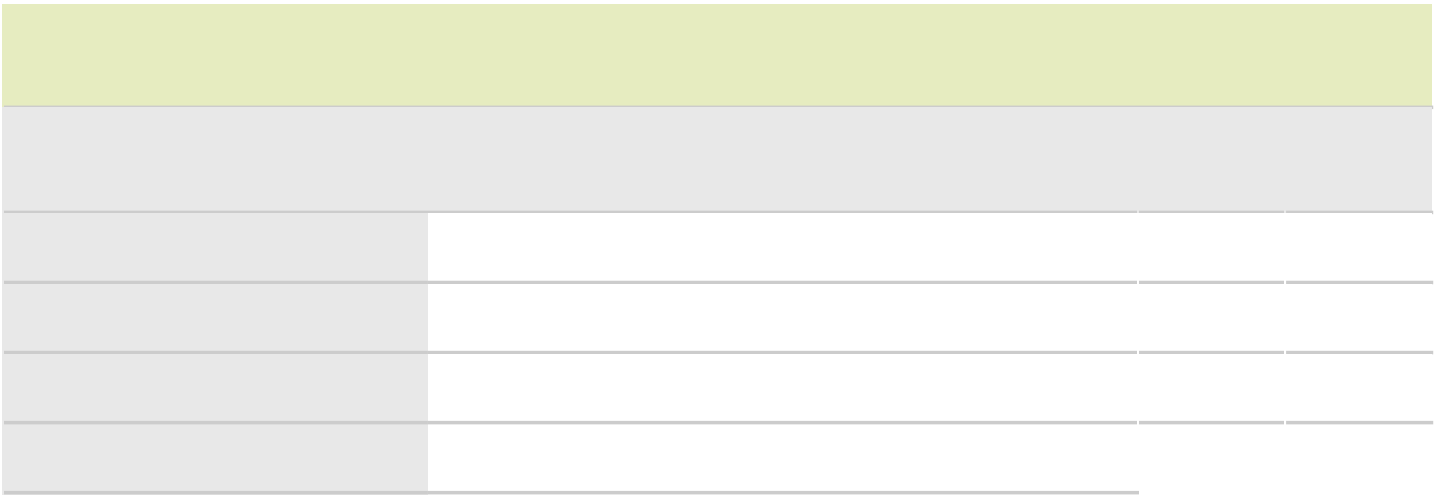
**20. 22. While school was in session during the past year, how many hours per week, on average, did you work for pay?**

		Response Percent	Response Count
Did not work		16.7%	2
Worked 1-10 hrs		8.3%	1
<b>Worked 11-20 hrs</b>		<b>33.3%</b>	<b>4</b>
Worked 21-30 hrs		8.3%	1
Worked 31-40 hrs		16.7%	2
Worked over 40 hrs		16.7%	2
		answered question	12
		skipped question	0

**21. 23. For the most part, were classes offered at times convenient to you?**



		Response Percent	Response
		answered question	12
		skipped question	0







Dy


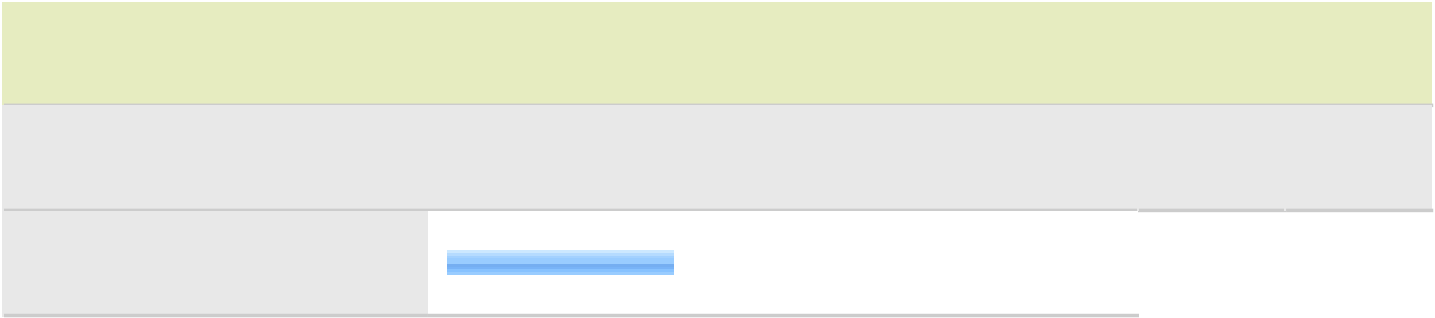
### 24. 26. Did you take any online courses while at Murray State?

		Response Percent	Response Count
Yes		91.7%	11
No		8.3%	1
answered question			12
skipped question			0

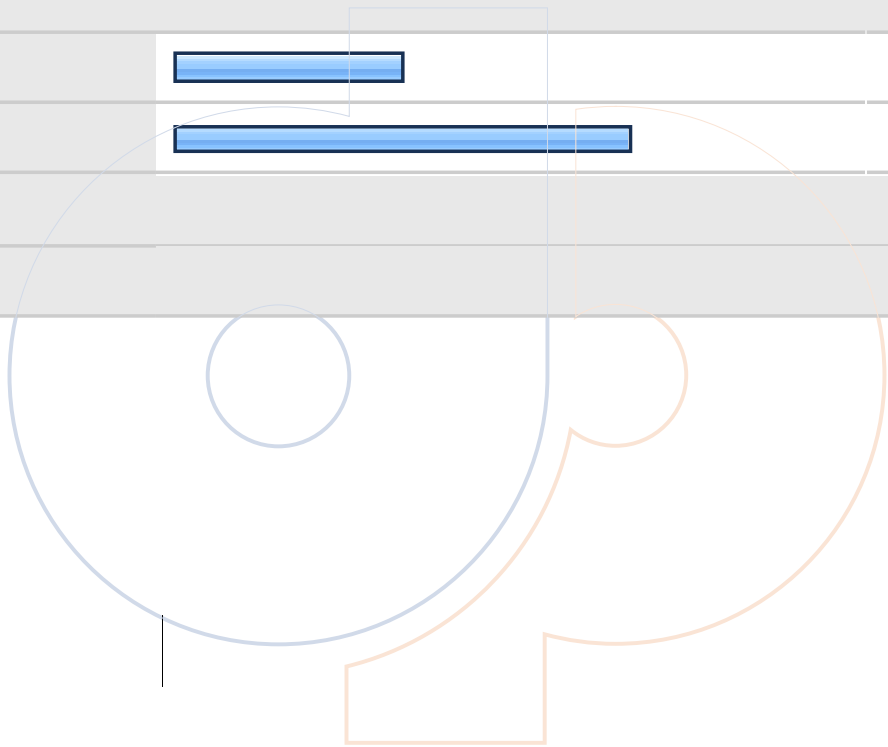
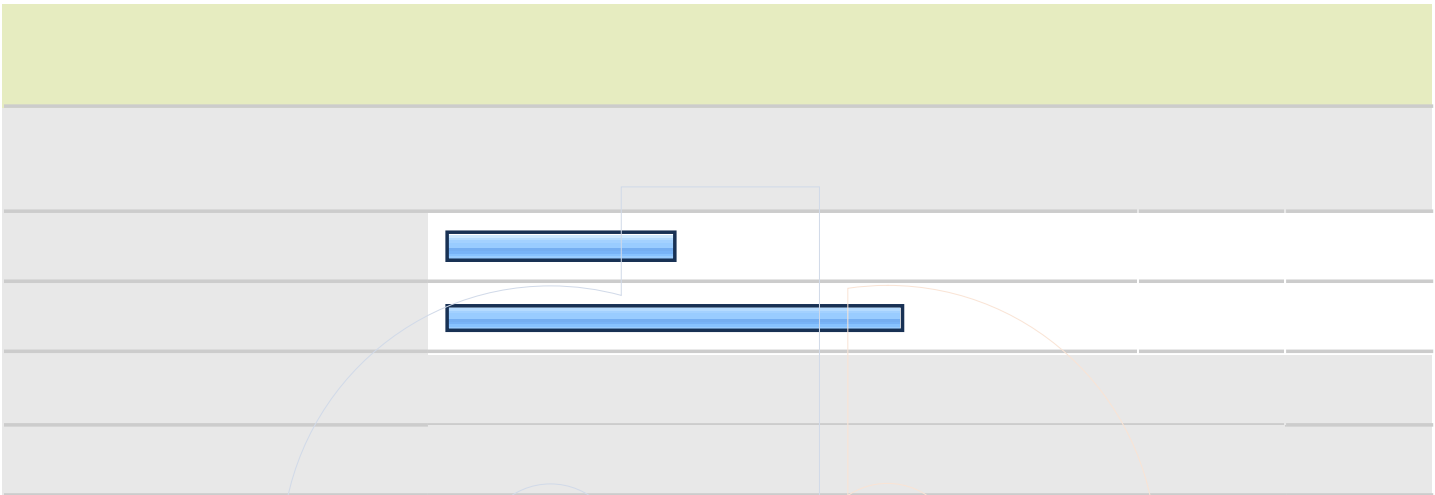
### 25. 27. Did it take you an extra semester or more to complete degree requirements at Murray State?

		Response Percent	Response Count
Yes		50.0%	6
No		50.0%	6
answered question			12
skipped question			0


Dy



*Dy*

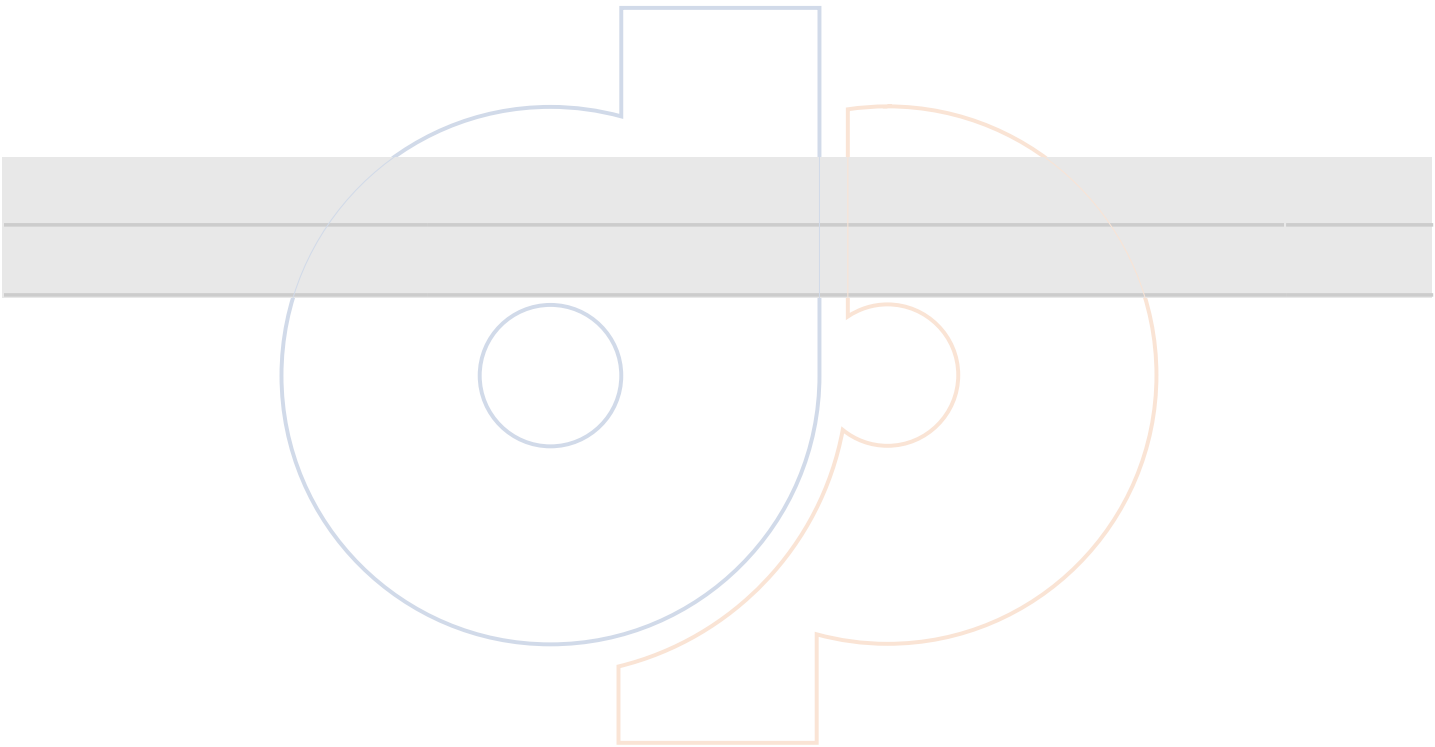


Dy





*Dy*



*Dy*

**31. 33. Which statement best describes your experience with academic advising in your major/area?**

answered question

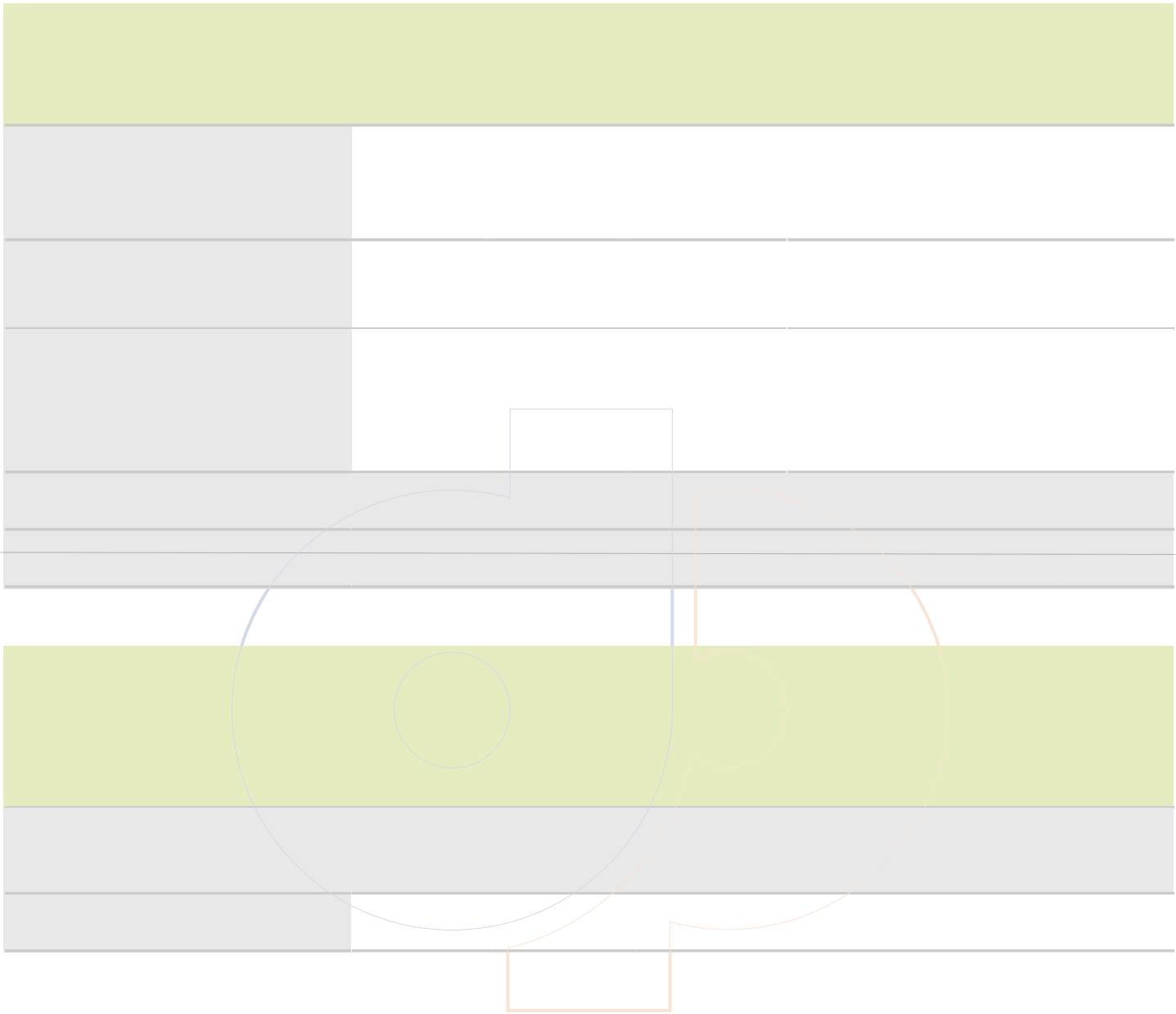




*Dy*







*Dy*






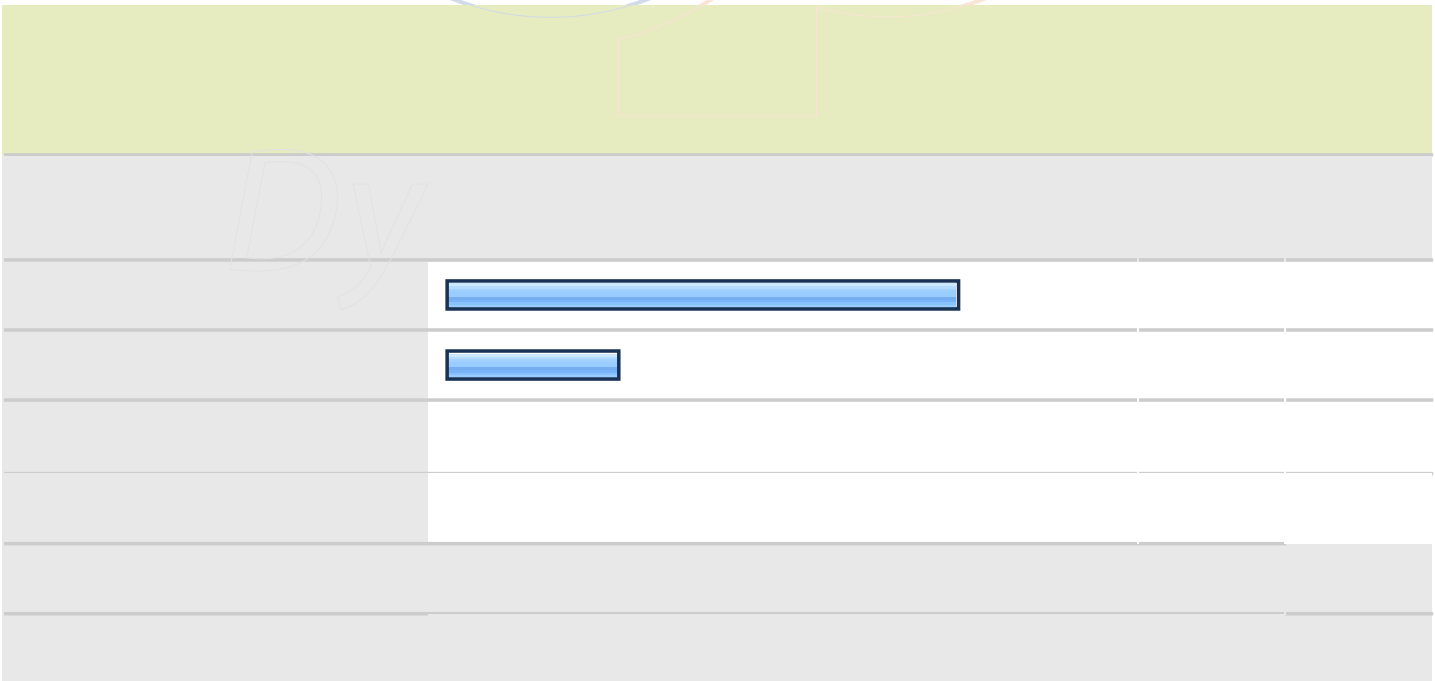


*Dy*



### 35. 90. To what extent did you participate in Residential College activities?

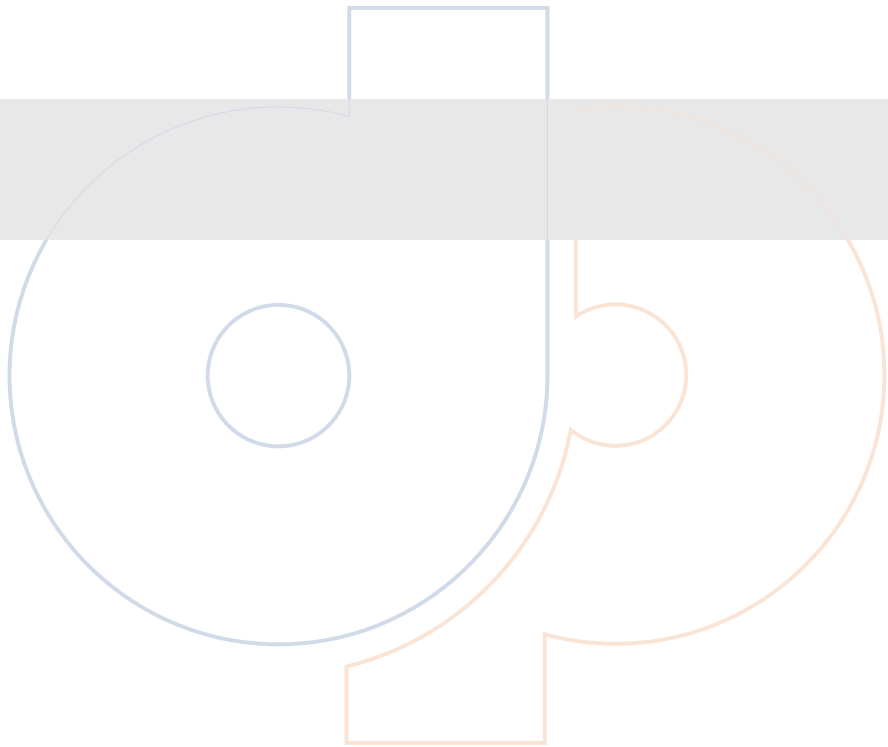


		Response Percent	Response Count
Did not participate		50.0%	6
Frequently		16.7%	2
Occasionally		16.7%	2
Seldom		16.7%	2
answered question			12
skipped question			0





**38. Questions 93-102 The University has formulated ten desired "Characteristics of the Murray State University Graduate." Please indicate how effective your MSU experience was in enhancing your abilities in each area.**

	Very effective	Effective	Ineffective	Very ineffective	Rating Average	Rating Count
93. Engage in mature, independent and creative thought and express that thought effectively in oral and written communication;	<b>83.3% (10)</b>	16.7% (2)	0.0% (0)	0.0% (0)	3.83	12
94. Understand and apply the critical and scientific methodologies that academic disciplines employ to discover knowledge and ascertain its validity;	41.7% (5)	<b>58.3% (7)</b>	0.0% (0)	0.0% (0)	3.42	12
95. Apply sound standards of information gathering, analysis and evaluation to reach logical decisions;	<b>66.7% (8)</b>	33.3% (4)	0.0% (0)	0.0% (0)	3.67	12
96. Understand the roles and applications of science and technology in the solution of the problems of a changing world;	<b>50.0% (6)</b>	25.0% (3)	25.0% (3)	0.0% (0)	3.25	12
97. Demonstrate a critical understanding of the world's historical, literary, philosophical and artistic traditions;	<b>41.7% (5)</b>	<b>41.7% (5)</b>	8.3% (1)	8.3% (1)	3.17	12
98. Understand the dynamics of cultural diversity, of competing economic and political systems, and of complex moral and ethical issues;	<b>58.3% (7)</b>	33.3% (4)	0.0% (0)	8.3% (1)	3.42	12
99. Understand the nature of and engage in ethical behavior and responsible citizenship;	<b>58.3% (7)</b>	41.7% (5)	0.0% (0)	0.0% (0)	3.58	12
				<b>answered question</b>		<b>12</b>
				<b>skipped question</b>		<b>0</b>









Dy






### 39. 103. What do you expect to do after you graduate?

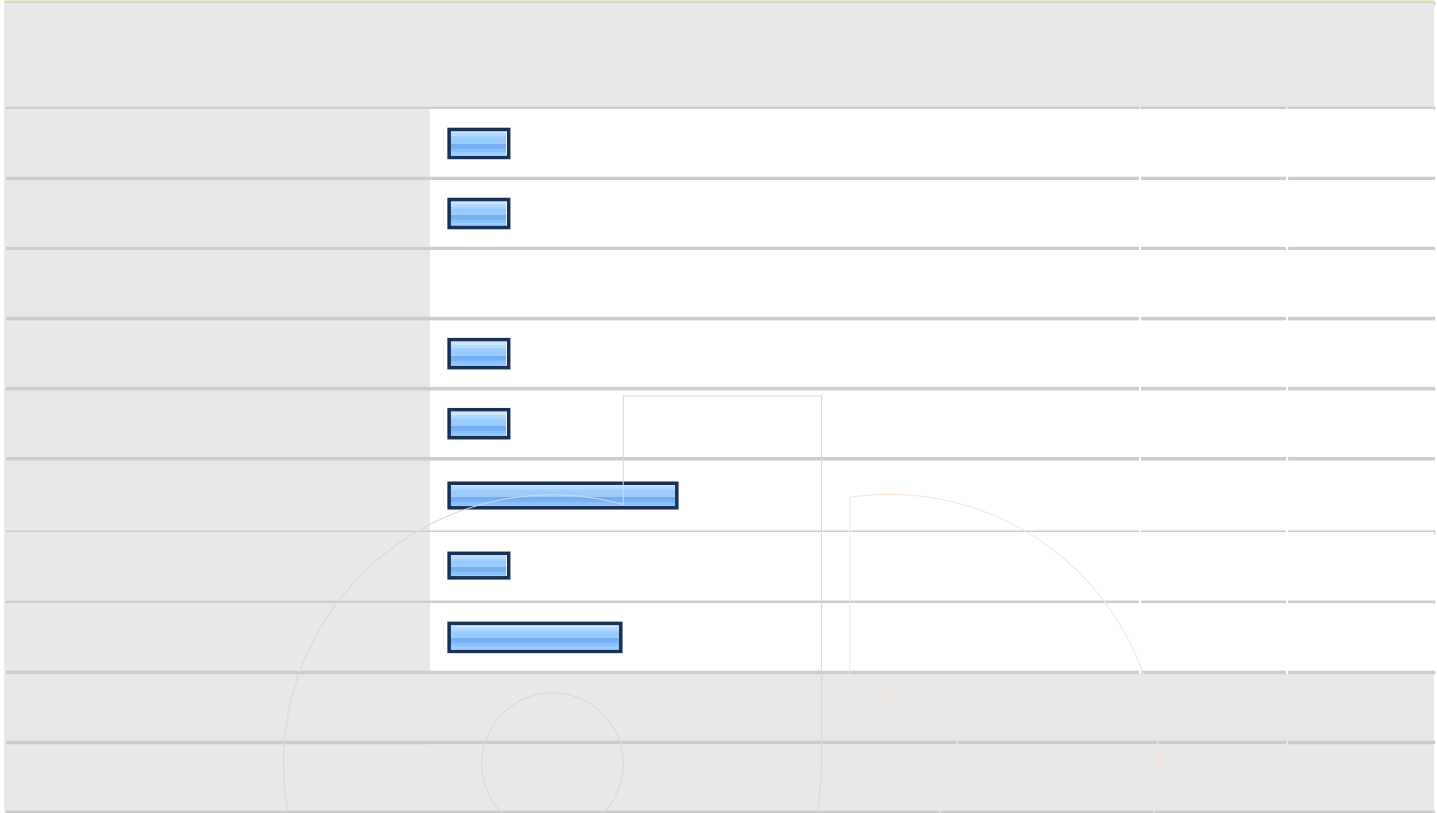
		Response Percent	Response Count
I am unsure of my immediate plans.		0.0%	0
<b>I will look for a job.</b>		<b>50.0%</b>	<b>6</b>
I will continue working in the position I now have.		8.3%	1
I will work at a position I recently accepted.		16.7%	2
I will do additional undergraduate work.		8.3%	1
I will go to graduate school.		8.3%	1
I will go to law school.		8.3%	1
I will go to medical school.		0.0%	0
I will go to other professional school.		0.0%	0
I will not work or attend school.		0.0%	0
<b>answered question</b>			<b>12</b>
<b>skipped question</b>			<b>0</b>

Dy




*Dy*


**41. 105. If you intend to work full-time, what do you expect your salary to be?**



Dy



*Dy*



*Dy*













*Dy*



**45. 17. Please identify the program/major in which you are earning a degree. If you have a double major, check both of your majors. (Note: Liberal Arts and Integrated Studies Students, check Liberal Arts or Integrated Studies. Do not check your field of study as a major.)**

Integrated Studies (BIS)	0.0%	0
General Studies (associate's)	0.0%	0
<b>answered question</b>		<b>0</b>
<b>skipped question</b>		<b>12</b>

