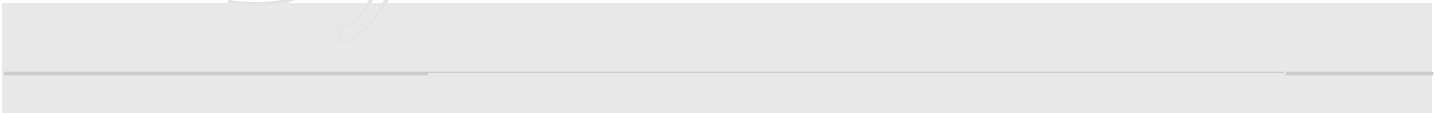




Dy



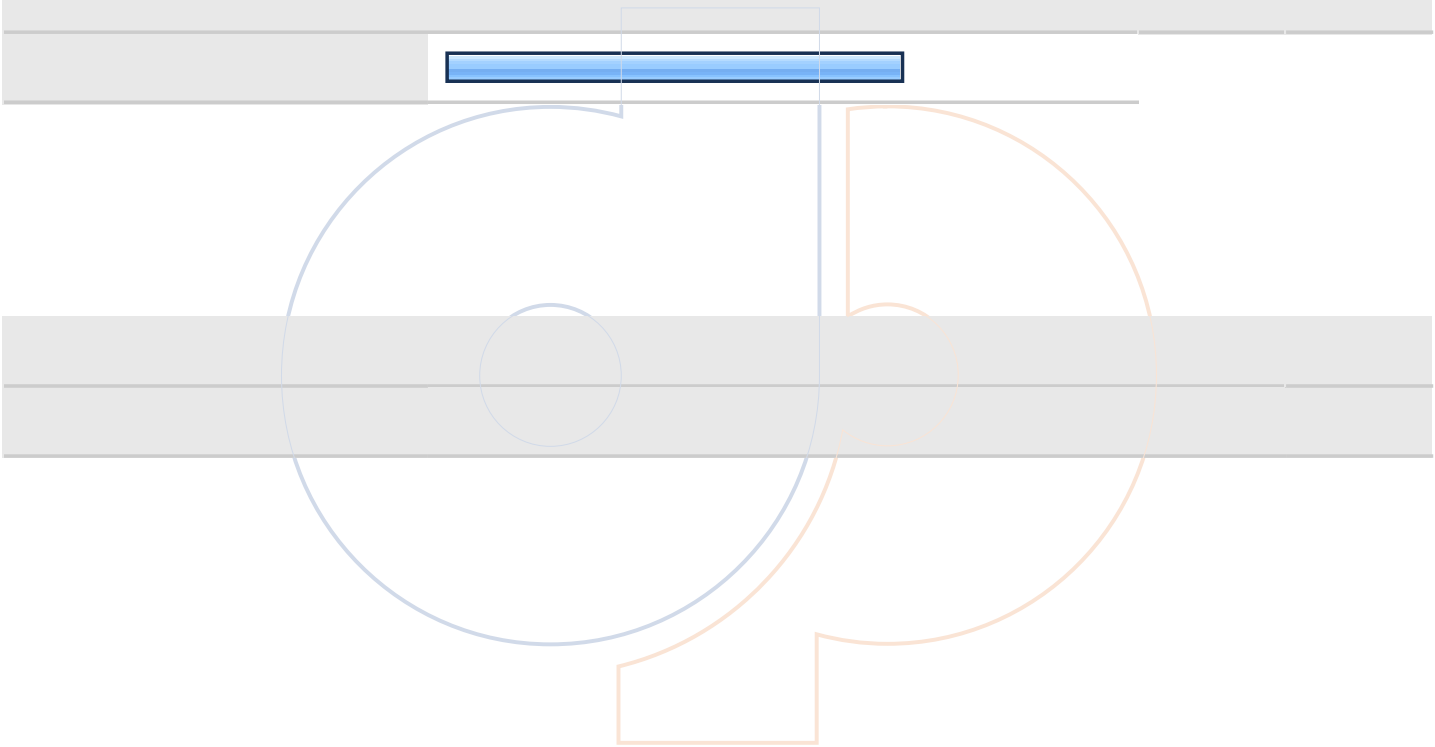
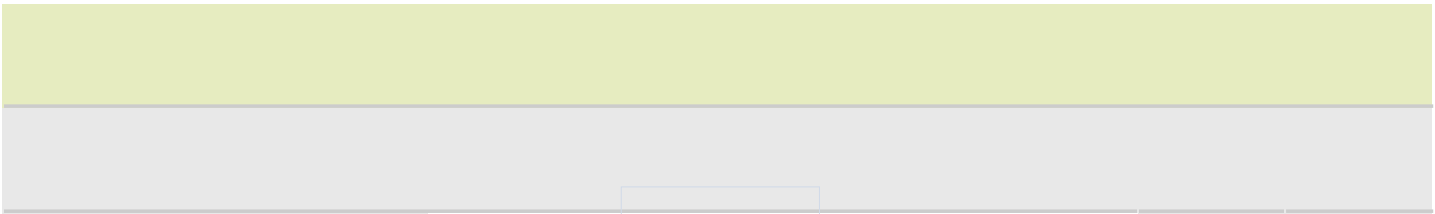
3. 3. Ethnic Background





Dy





Dy











Dy



Dy

13. 13. In which Residential College are you a member?



		Response Percent	Response Count
Do not know		11.1%	3
Clark College		14.8%	4
Elizabeth College		0.0%	0
Franklin-Springer Colleges		3.7%	1
Hart College		29.6%	8
Hester College		7.4%	2
Regents College		3.7%	1
Richmond College		18.5%	5
White College		11.1%	3
		answered question	27
		skipped question	0

Dy

13. 13. In which Residential College are you a member?

answered question	27
skipped question	0

14. 14. Have you ever received any type of Financial Aid while at MSU? (scholarships, grants, work-study, etc.)

		Response Percent	Response Count
Yes		81.5%	22
No		18.5%	5
		answered question	27
		skipped question	0



16. 16. In what range does your grade point average fall?

		Response Percent	Response Count
Less than 2.00		0.0%	0
2.00-2.50		3.7%	1
2.51-3.00		18.5%	5
3.01-3.50		51.9%	14
3.51-4.00		25.9%	7
answered question			27
skipped question			0

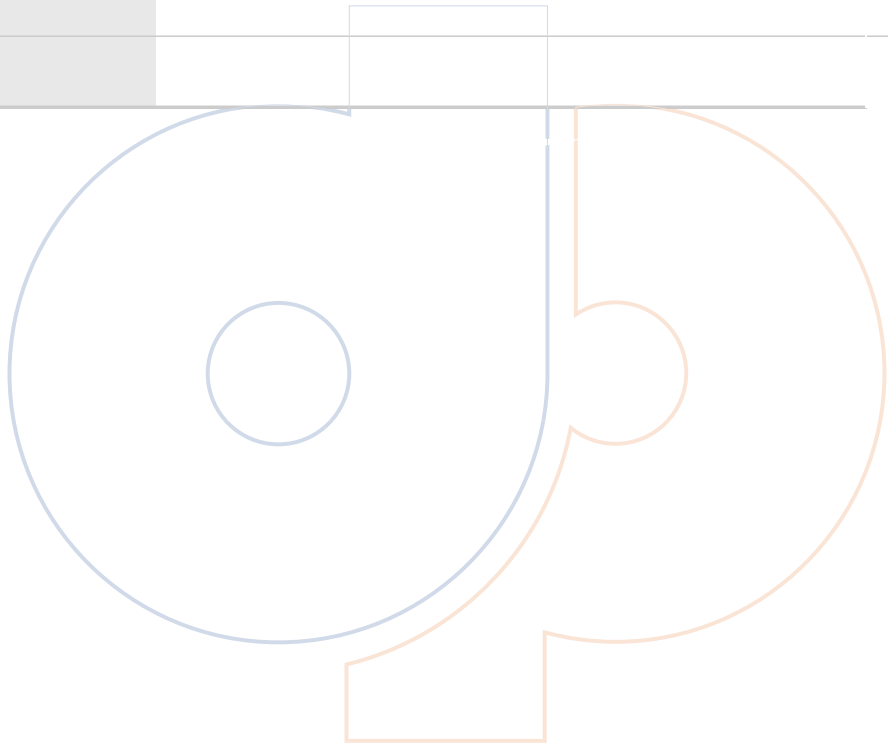
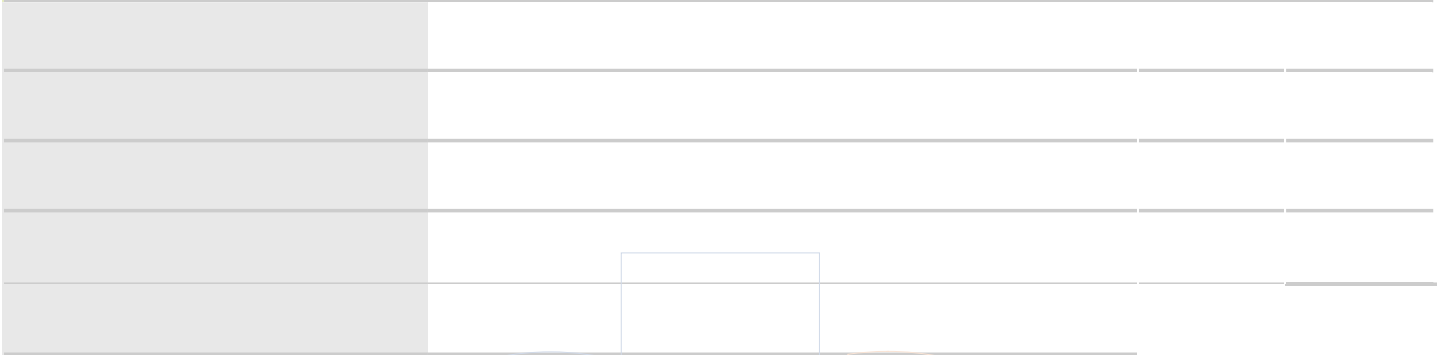

Dy

17. 17. Please identify the program/major in which you are earning a degree. If you have a double major, check both of your majors. (Note: Liberal Arts and Integrated Studies Students, check Liberal Arts or Integrated Studies. Do not check your field of study as a major.)

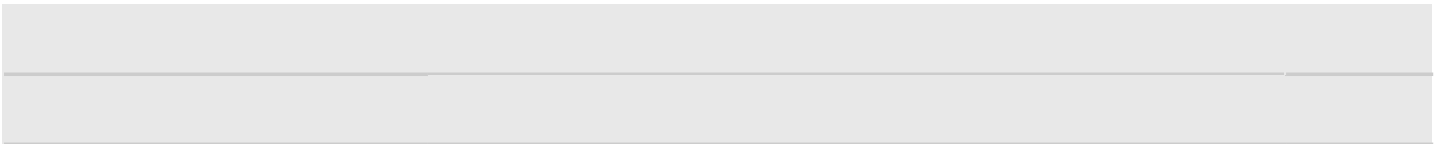
Civil Engineering Technology (bachelor's)	0.0%	0
Communication Disorders	0.0%	0
Community Health	0.0%	0
Computer Information Systems	0.0%	0
Computer Science	0.0%	0
Creative Writing (BFA)	0.0%	0
Criminal Justice	0.0%	0
Economics	0.0%	0
Electromechanical Engineering Technology	0.0%	0
Elementary School Education	0.0%	0
Engineering Graphics & Design	0.0%	0
Engineering Physics	0.0%	0
English	0.0%	0
English Education (TESOL)	0.0%	0
Exercise Science	0.0%	0
Finance	0.0%	0
French	0.0%	0
General Studies (associate's)	0.0%	0
Geosciences	0.0%	0
German	0.0%	0
answered question		27
skipped question		0



Dy

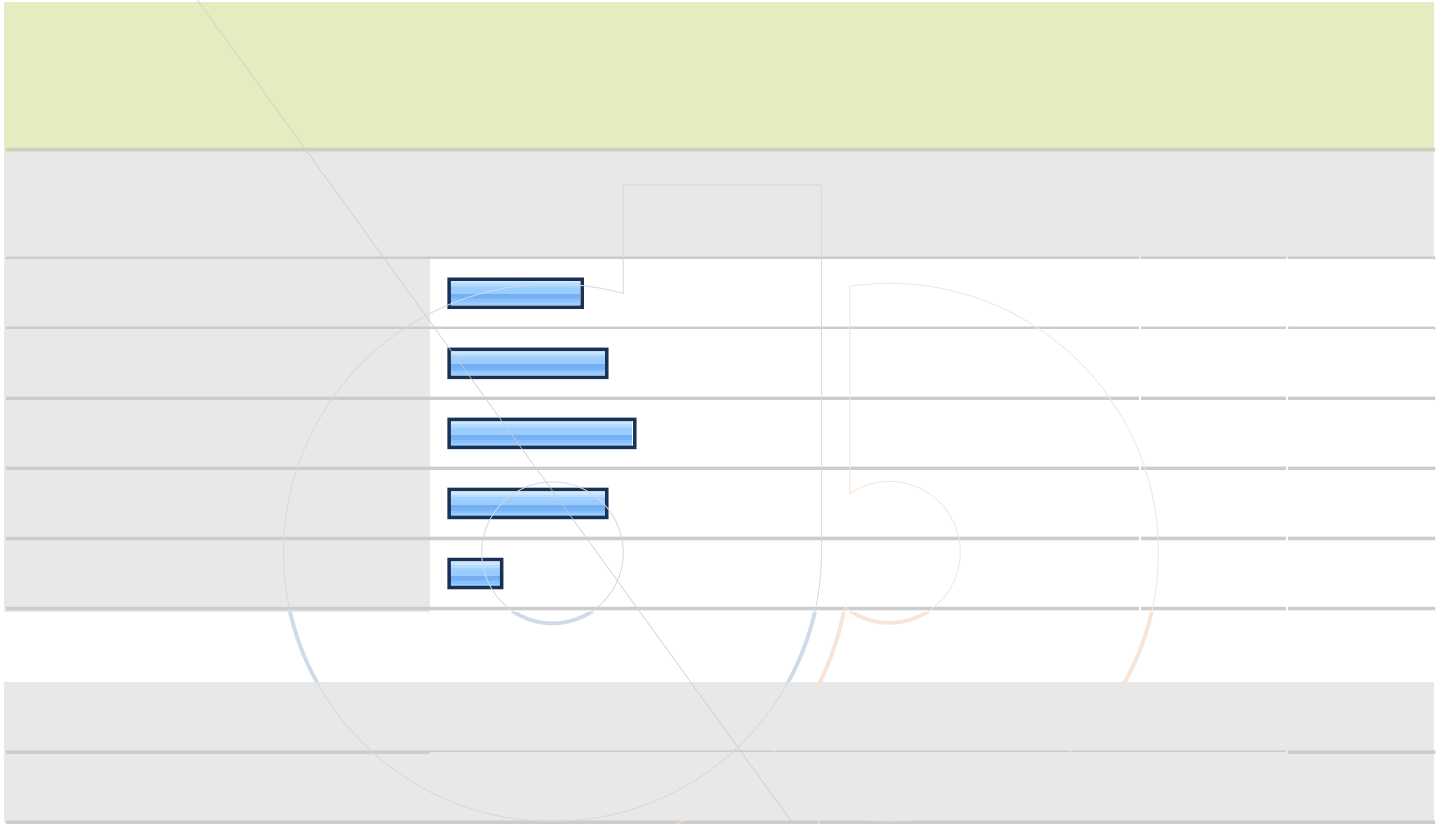



Dy







Dy




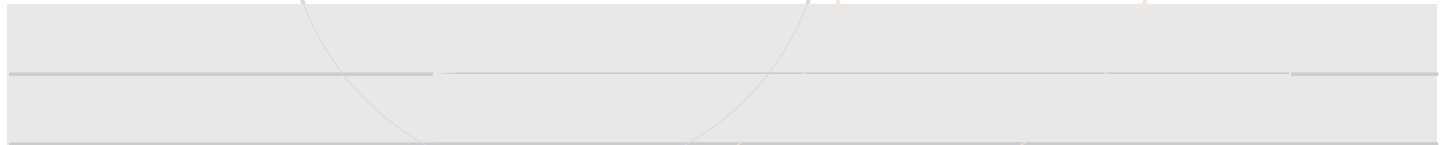
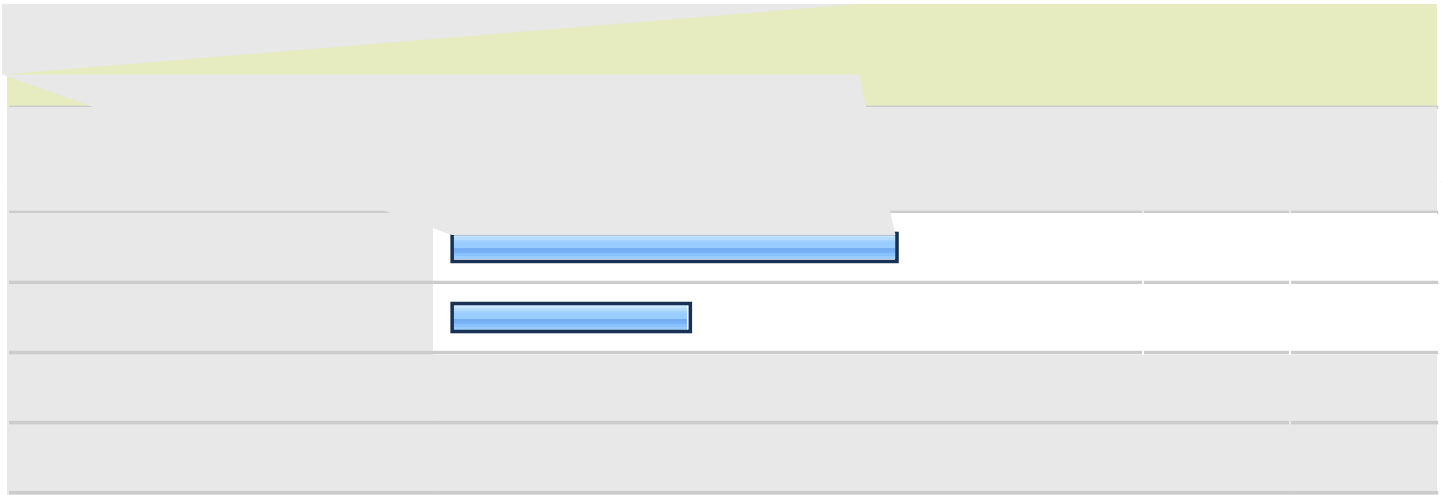
Dy

22. 24. What time would you have preferred?


		Response Percent	Response Count
Late afternoon		0.0%	0
Evening		33.3%	1
Weekend		0.0%	0
During the day		66.7%	2
Online		0.0%	0
answered question			3
skipped question			24

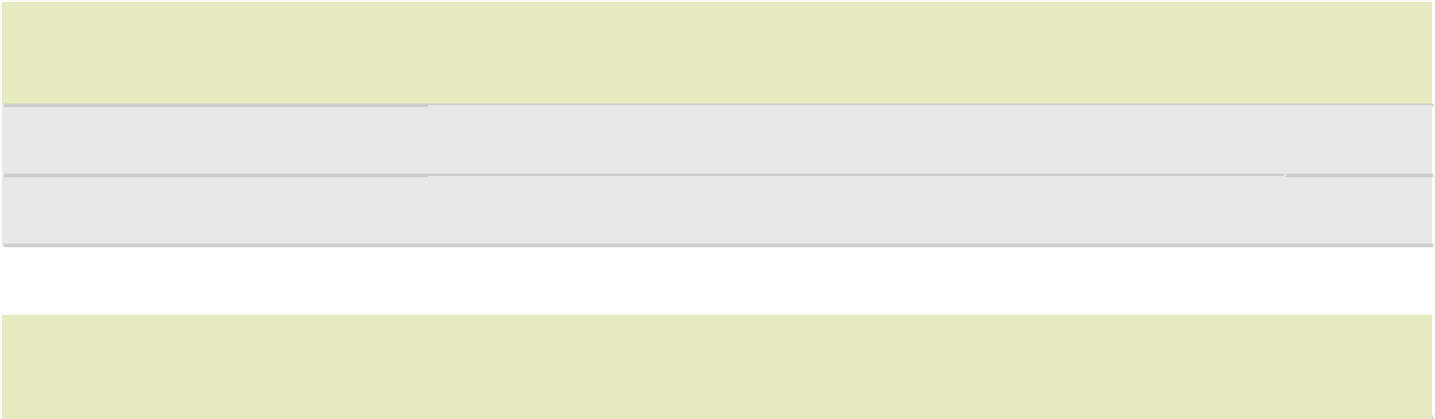
23. 25. Which best describes the location where you completed the majority of your courses?

		Response Percent	Response Count
Murray		100.0%	26
Paducah		0.0%	0
Ft. Campbell		0.0%	0
Madisonville		0.0%	0
Hopkinsville		0.0%	0
Henderson		0.0%	0
Online		0.0%	0
Other (please specify)		0.0%	0
answered question			26
skipped question			1



Dy





Dy





29. 31. Which statement best describes your experience with off-campus coop/internship?

		Response Percent	Response Count
Cannot judge; I did not have one.		8.0%	2
My experience was very valuable.		56.0%	14
My experience was valuable.		36.0%	9
My experience was of little value.		0.0%	0
My experience was of no value.		0.0%	0
answered question			25
skipped question			2

30. 32. Which statement best describes your experience with on-campus faculty-directed research, scholarly, or creative project?

		Response Percent	Response Count
Cannot judge; I did not have one.		52.0%	13
My experience was very valuable.		12.0%	3
My experience was valuable.		28.0%	7
My experience was of little value.		8.0%	2
My experience was of no value.		0.0%	0
answered question			25
skipped question			2

31. 33. Which statement best describes your experience with academic advising in your major/area?

		Response Percent	Response Count
Cannot judge; I did not make use of the opportunity.		4.0%	1
I was satisfied with information my adviser provided.		76.0%	19
Advice was inaccurate, incomplete, or misleading.		12.0%	3
My adviser was not available.		8.0%	2
		answered question	25
		skipped question	2

Dy

31. 33. Which statement best describes your experience with academic advising in your major/area?

answered question



32. Questions 34-48 For each of these items, indicate the extent to which you were satisfied.



	Very satisfied	Satisfied	Dissatisfied	Very dissatisfied	Rating Average	Rating Count
34. Class size relative to type of course	29.2% (7)	62.5% (15)	8.3% (2)	0.0% (0)	3.21	24
35. Out-of-class availability of faculty	16.7% (4)	75.0% (18)	8.3% (2)	0.0% (0)	3.08	24
36. Effectiveness of your high school preparation for college work	16.7% (4)	33.3% (8)	25.0% (6)	25.0% (6)	2.42	24
37. Fairness of faculty in their treatment of individual students	12.5% (3)	70.8% (17)	16.7% (4)	0.0% (0)	2.96	24
38. Overall quality of instruction at Murray State	20.8% (5)	62.5% (15)	12.5% (3)	4.2% (1)	3.00	24
39. Quality of instruction in University Studies (General Education) courses	12.5% (3)	79.2% (19)	8.3% (2)	0.0% (0)	3.04	24
40. Quality of instruction in your major	29.2% (7)	54.2% (13)	8.3% (2)	8.3% (2)	3.04	24
41. Clarity of program objectives in your major	33.3% (8)	50.0% (12)	12.5% (3)	4.2% (1)	3.13	24
42. Intellectual challenge of the academic program	25.0% (6)	62.5% (15)	4.2% (1)	8.3% (2)	3.04	24
43. Encouragement and information from your major department for employment after graduation	26.1% (6)	60.9% (14)	8.7% (2)	4.3% (1)	3.09	23
44. Availability of opportunities to engage in a faculty-mentored research, scholarly, or creative project in your area of study/interest	12.5% (3)	66.7% (16)	20.8% (5)	0.0% (0)	2.92	24
45. Library hours	37.5% (9)	50.0% (12)	8.3% (2)	4.2% (1)	3.21	24
answered question						24
skipped question						3



Dy

34. Questions 56-89 For each of these services, activities or programs that you used, please indicate the extent to which you were satisfied that they met your needs. For those that you did not use, mark the "Did Not Use" option.

	Very satisfied	Satisfied	Dissatisfied	Very dissatisfied	Did Not Use	Rating Average	Rating Count
56. African-American/Multicultural Student Services	4.3% (1)	21.7% (5)	4.3% (1)	0.0% (0)	69.6% (16)	3.00	23
57. Blackboard/Canvas	21.7% (5)	73.9% (17)	4.3% (1)	0.0% (0)	0.0% (0)	3.17	23
58. Career Services Office	13.0% (3)	60.9% (14)	4.3% (1)	0.0% (0)	21.7% (5)	3.11	23
59. Cultural programming and activities	8.7% (2)	21.7% (5)	8.7% (2)	0.0% (0)	60.9% (14)	3.00	23
60. Degree audit (MAP report)	13.0% (3)	69.6% (16)	8.7% (2)	0.0% (0)	8.7% (2)	3.05	23
61. Financial Aid Office customer service	17.4% (4)	47.8% (11)	21.7% (5)	8.7% (2)	4.3% (1)	2.77	23
62. Dining Services	13.0% (3)	60.9% (14)	13.0% (3)	0.0% (0)	13.0% (3)	3.00	23
63. Graduation Office	13.0% (3)	52.2% (12)	13.0% (3)	0.0% (0)	21.7% (5)	3.00	23
64. Greek life and activities	30.4% (7)	30.4% (7)	17.4% (4)	0.0% (0)	21.7% (5)	3.17	23
65. Health Services	13.0% (3)	52.2% (12)	17.4% (4)	0.0% (0)	17.4% (4)	2.95	23
66. Honor Societies/Departmental Clubs/Special Interest Organizations	13.0% (3)	65.2% (15)	4.3% (1)	0.0% (0)	17.4% (4)	3.11	23
67. International programs and activities	8.7% (2)	13.0% (3)	4.3% (1)	4.3% (1)	69.6% (16)	2.86	23
answered question							23
skipped question							4






Dy

35. 90. To what extent did you participate in Residential College activities?

		Response Percent	Response Count
Did not participate		56.5%	13
Frequently		17.4%	4
Occasionally		17.4%	4
Seldom		8.7%	2
answered question			23
skipped question			4

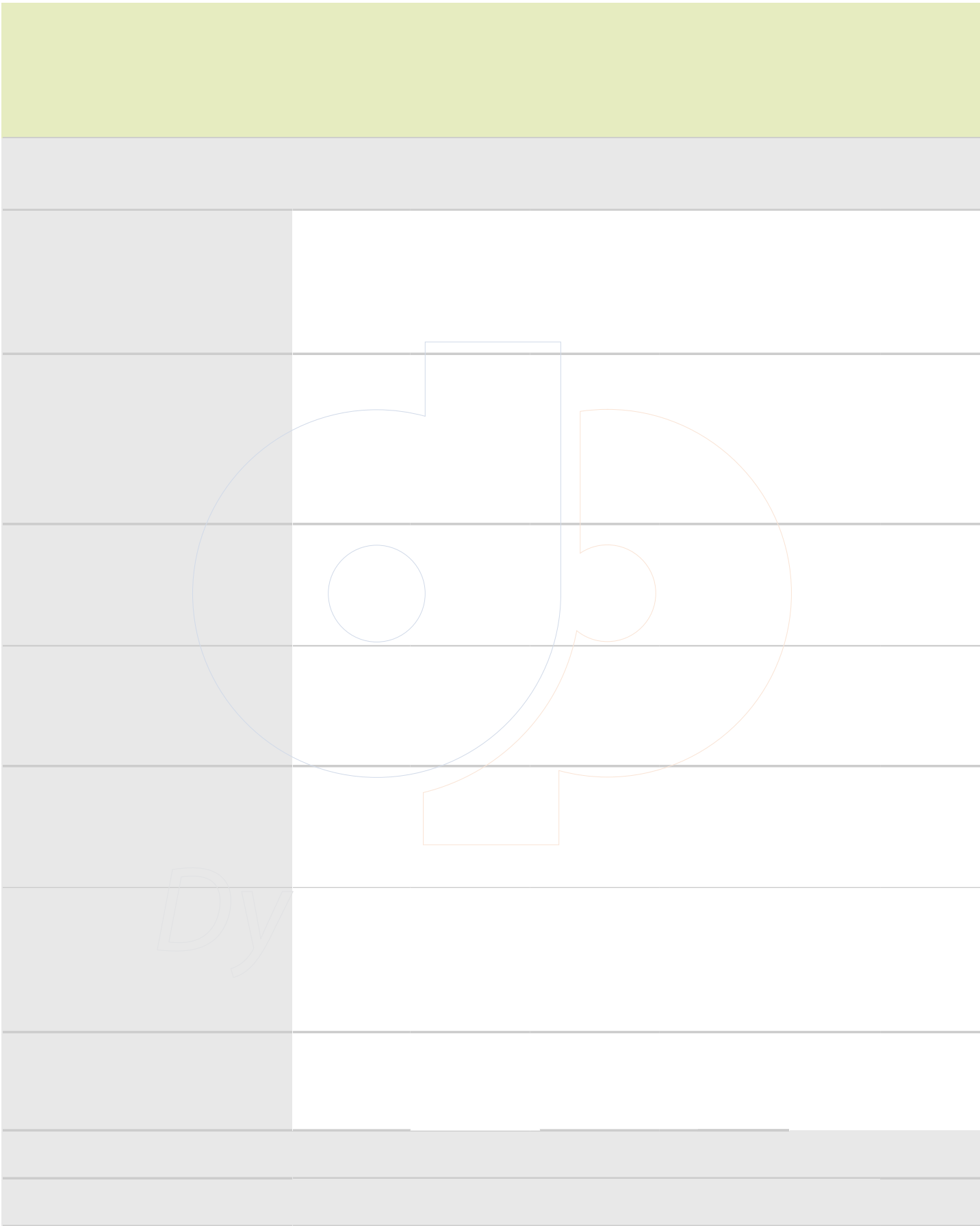


35. 90. To what extent did you participate in Residential College activities?

answered question 23

skipped question 4

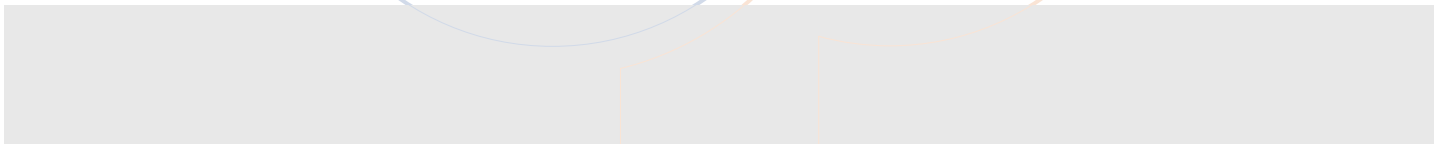





38. Questions 93-102 The University has formulated ten desired "Characteristics of the Murray State University Graduate." Please indicate how effective your MSU experience was in enhancing your abilities in each area.

100. Understand the importance of the behaviors necessary to maintain a healthy lifestyle;	18.2% (4)	72.7% (16)	0.0% (0)	9.1% (2)	3.00	22
101. Demonstrate mastery of a chosen field of study;	18.2% (4)	68.2% (15)	9.1% (2)	4.5% (1)	3.00	22
102. Value intellectual pursuit and continuous learning in a changing world.	18.2% (4)	77.3% (17)	4.5% (1)	0.0% (0)	3.14	22
answered question						22
skipped question						5

Dy



Dy



39. 103. What do you expect to do after you graduate?

answered question	22
skipped question	5

40. 104. If you are already employed, how closely related is your job to your field of study?

		Response Percent	Response Count
Extremely close		45.5%	10
Somewhat close		13.6%	3
Somewhat different		0.0%	0
Extremely different		4.5%	1
I cannot determine		0.0%	0
Does not apply		36.4%	8
		answered question	22
		skipped question	5

Dy




Dy

41. 105. If you intend to work full-time, what do you expect your salary to be?

answered question	22
skipped question	5

42. 106. If you intend to continue your education, please indicate which statement best describes the institution you will attend.

Response




answered question	22
skipped question	5



44. Feedback:

	Response Count
	3
answered question	3
skipped question	24






Dy





Dy





Dy