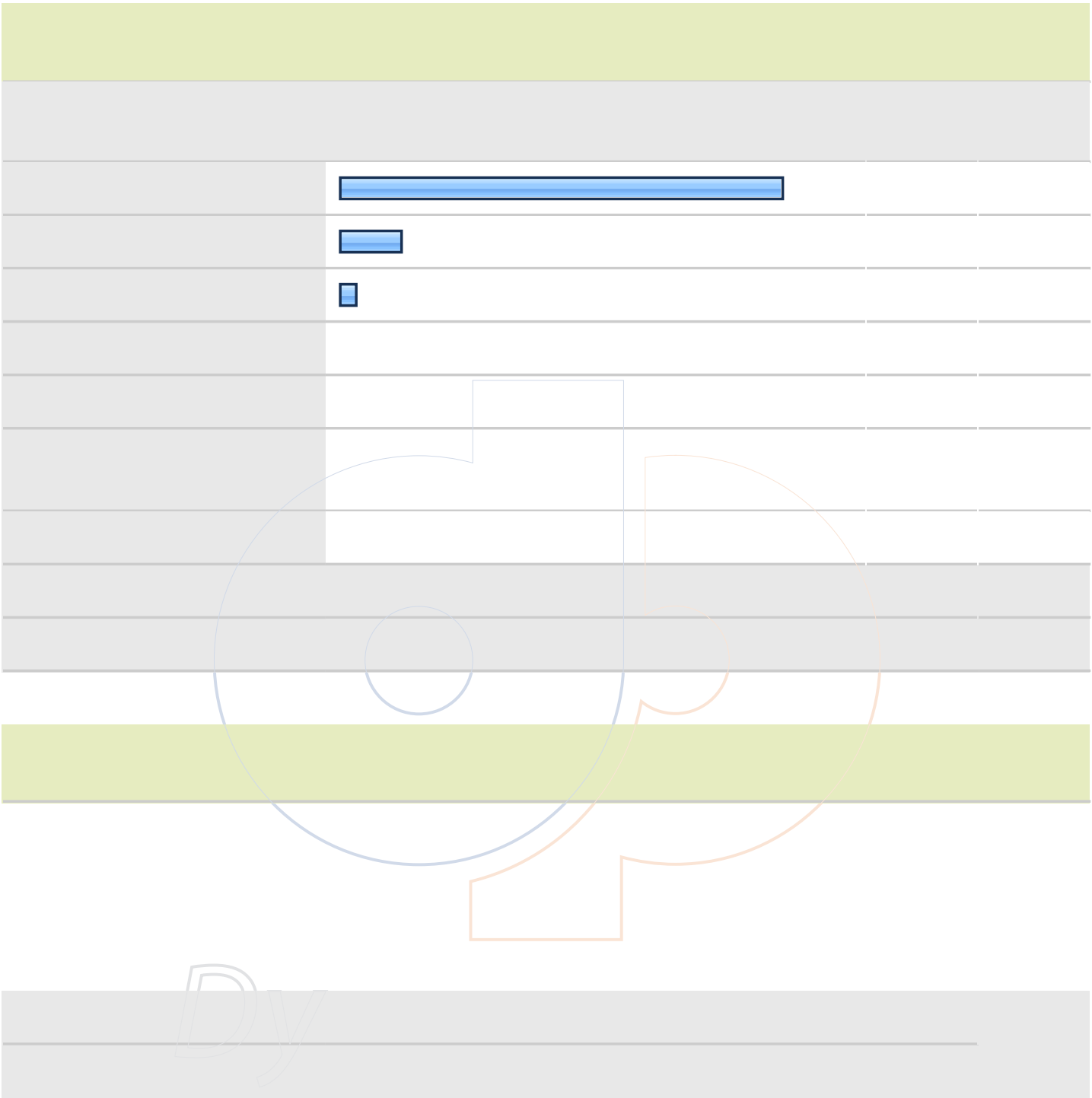




Dy





Dy

5. 5. What is your residency classification at MSU?

answered question	34
skipped question	0

6. 6. Age

		Response Percent	Response Count
24 or younger		85.3%	29
25-34		11.8%	4
35-44		2.9%	1
45 or older		0.0%	0
		answered question	34
		skipped question	0

7. 7. Has either of your parents received a bachelor's degree?

		Response Percent	Response Count
Yes		61.8%	21
No		38.2%	13
		answered question	34
		skipped question	0

8. 8. Has either of your parents received a degree from MSU?



answered question

33

skipped question



11. 11. Approximately what percent of your University Studies (general education) classes did you take at MSU?

		Response Percent	Response Count
Under 25%		40.0%	2
25-49%		0.0%	0
50-74%		20.0%	1
75-100%		40.0%	2
answered question			5
skipped question			29

12. 12. What has been your attendance status at MSU?

		Response Percent	Response Count
Primarily full-time		94.1%	32
Primarily part-time		5.9%	2
answered question			34
skipped question			0

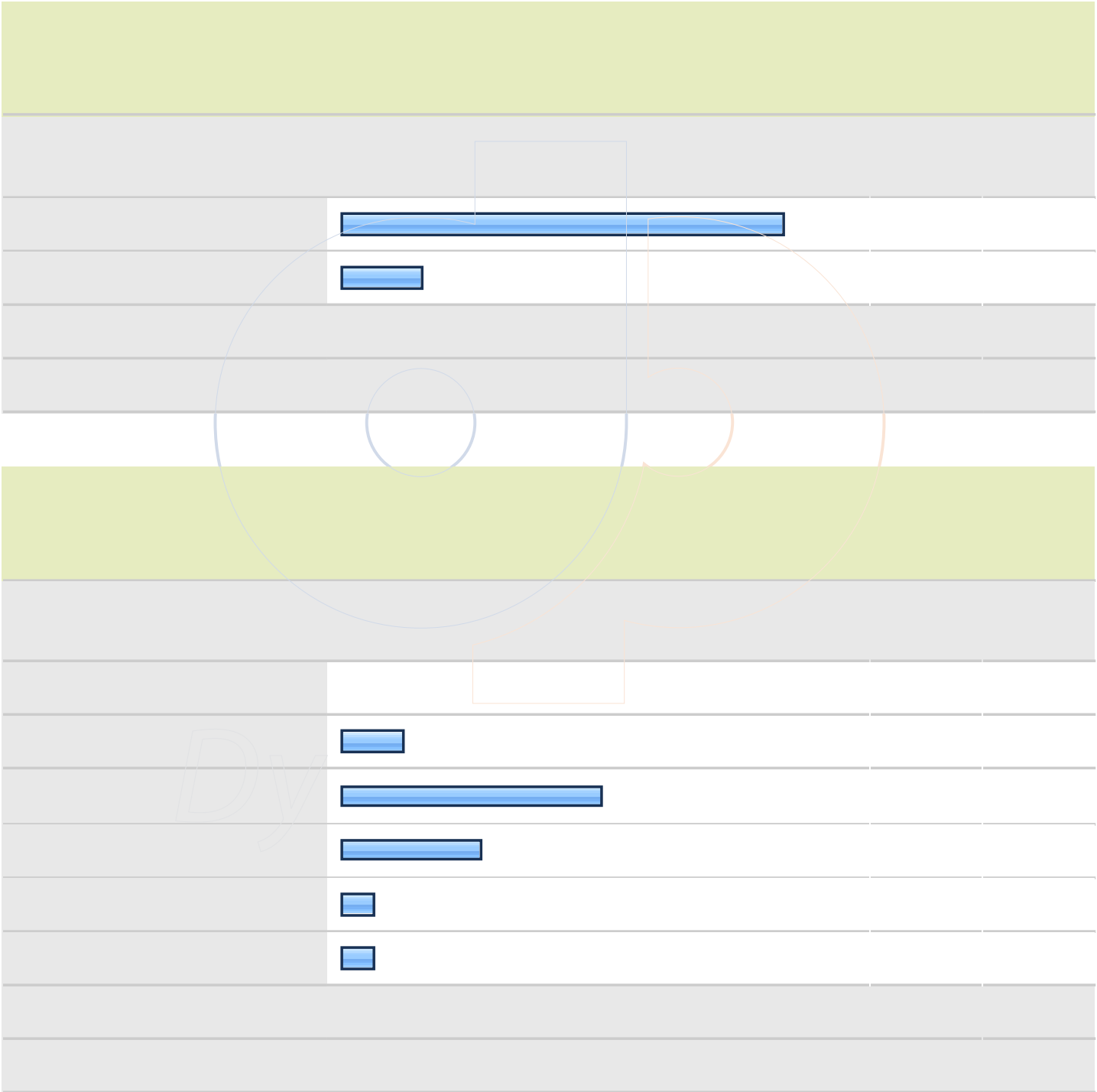
Dy

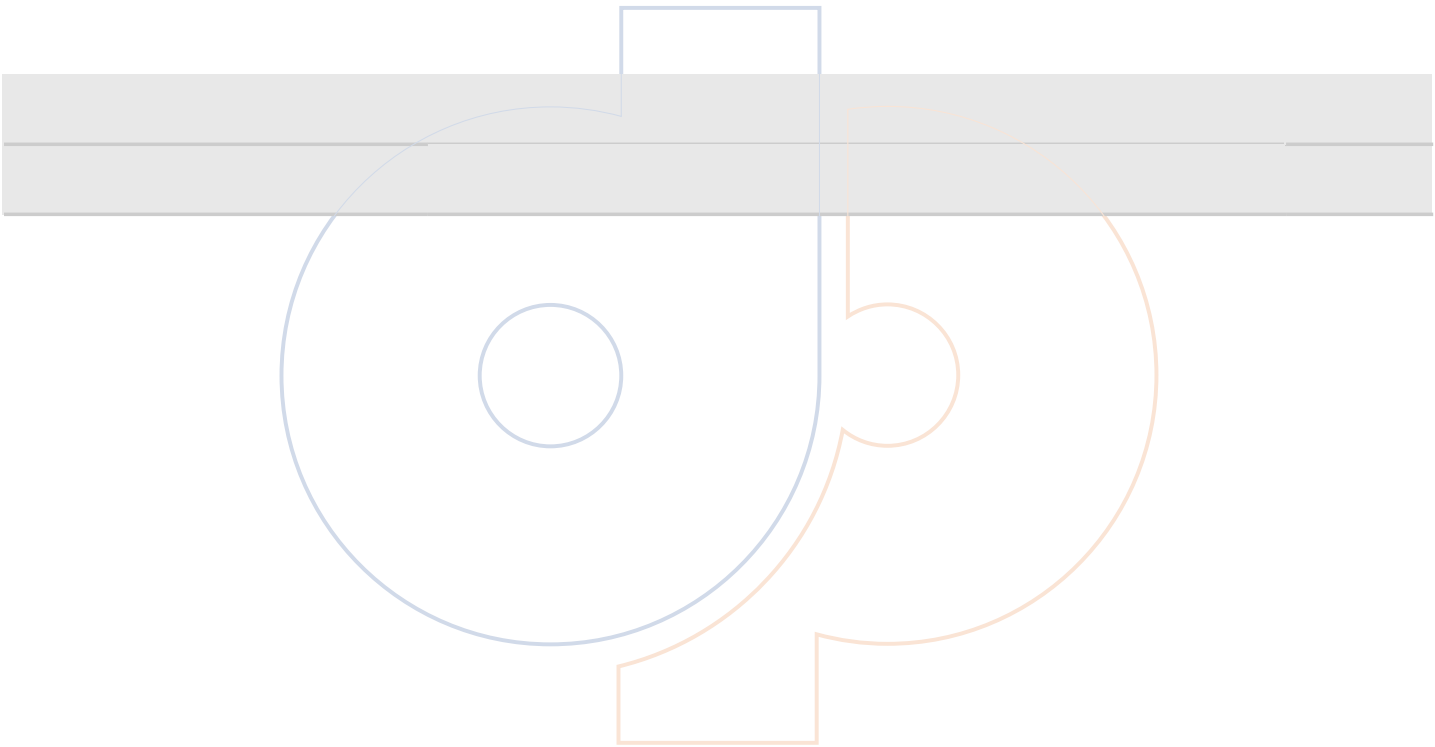


Dy

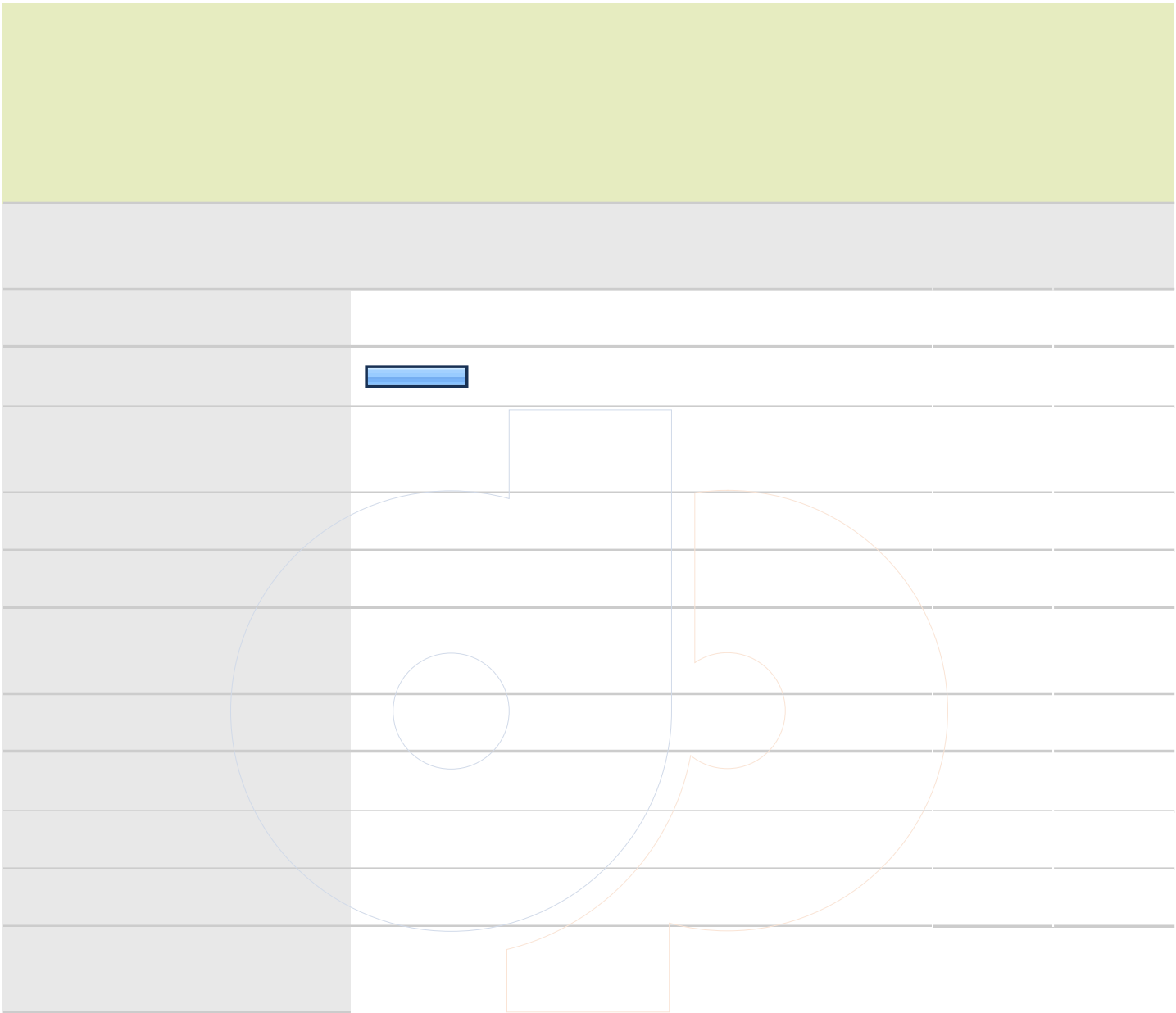
13. 13. In which Residential College are you a member?

answered question 34
skipped question






Dy



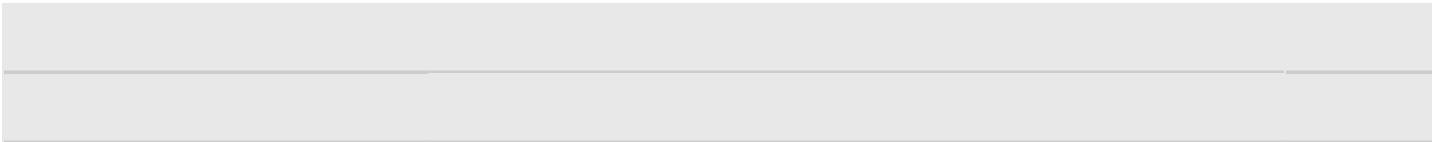
Dy

17. 17. Please identify the program/major in which you are earning a degree. If you have a double major, check both of your majors. (Note: Liberal Arts and Integrated Studies Students, check Liberal Arts or Integrated Studies. Do not check your field of study as a major.)

Civil Engineering Technology (bachelor's)	0.0%	0
Communication Disorders	0.0%	0
Community Health	0.0%	0
Computer Information Systems	0.0%	0
Computer Science	0.0%	0
Creative Writing (BFA)	0.0%	0
Criminal Justice	0.0%	0
Economics	0.0%	0
Electromechanical Engineering Technology	0.0%	0
Elementary School Education	0.0%	0
Engineering Graphics & Design	0.0%	0
Engineering Physics	0.0%	0
English	0.0%	0
English Education (TESOL)	0.0%	0
Exercise Science	0.0%	0
Finance	0.0%	0
French	0.0%	0
General Studies (associate's)	0.0%	0
Geosciences	0.0%	0
German	0.0%	0
answered question		34
skipped question		0



A large area with horizontal lines for text entry. A vertical grey bar is on the left side. A large, faint watermark of the number '25' is centered in the background. Two small blue square icons are present: one near the top left and one near the bottom left of the main text area.



17. 17. Please identify the program/major in which you are earning a degree. If you have a double major, check both of your majors. (Note: Liberal Arts and Integrated Studies Students, check Liberal Arts or Integrated Studies. Do not check your field of study as a major.)


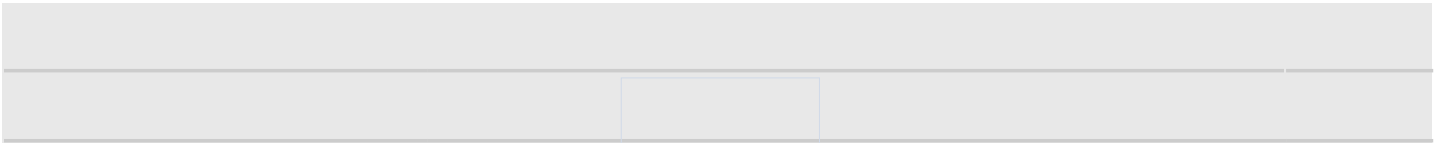
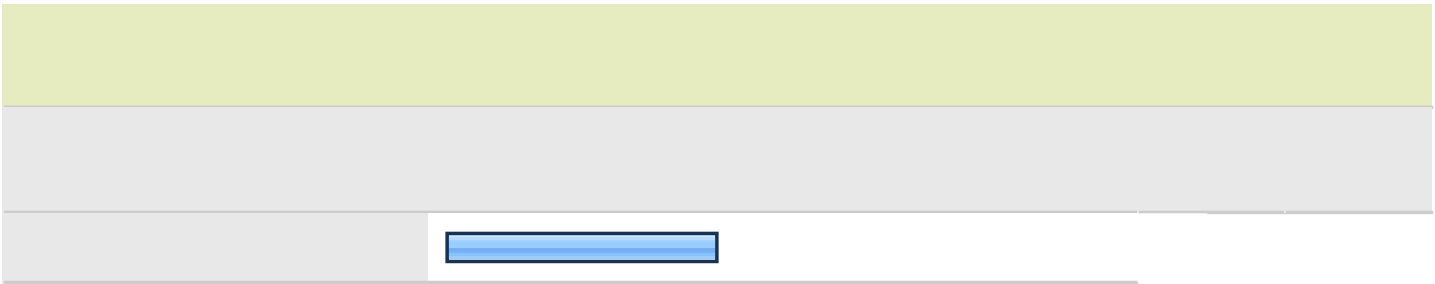
Middle School Education		0.0%	0
Music	<input checked="checked" type="checkbox"/>	2.9%	1
Music Business		0.0%	0
Nonprofit Leadership Studies	<input checked="checked" type="checkbox"/>	2.9%	1
Nursing		0.0%	0
Nursing/RN to BSN		0.0%	0
Nutrition, Dietetics, & Food Mgmt		0.0%	0
Occupational Safety and Health		0.0%	0
Organizational Communication	<input checked="checked" type="checkbox"/>	2.9%	1
			answered question
			34
			skipped question
			0

17. 17. Please identify the program/major in which you are earning a degree. If you have a double major, check both of your majors. (Note: Liberal Arts and Integrated Studies Students, check Liberal Arts or Integrated Studies. Do not check your field of study as a major.)

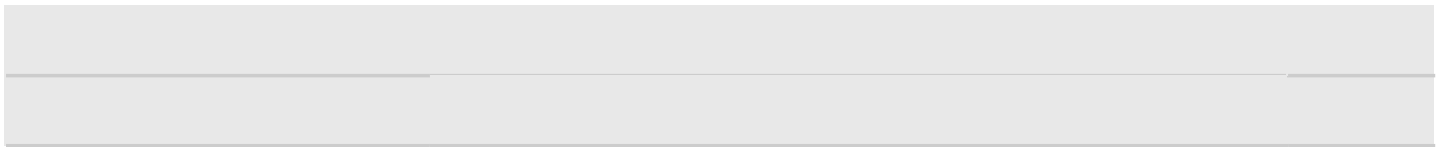
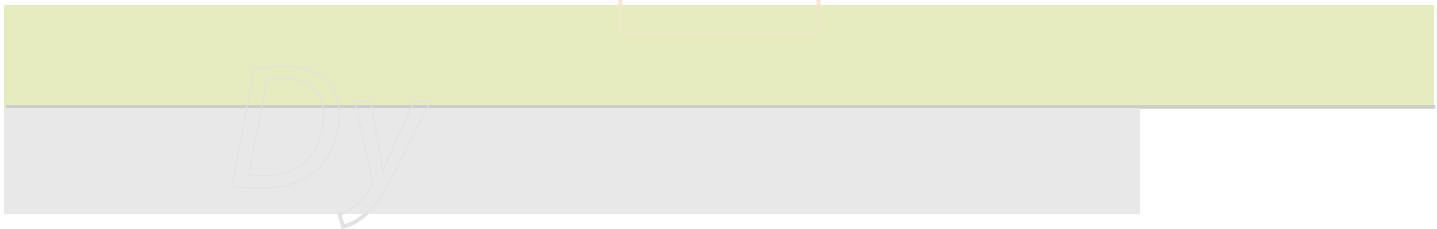
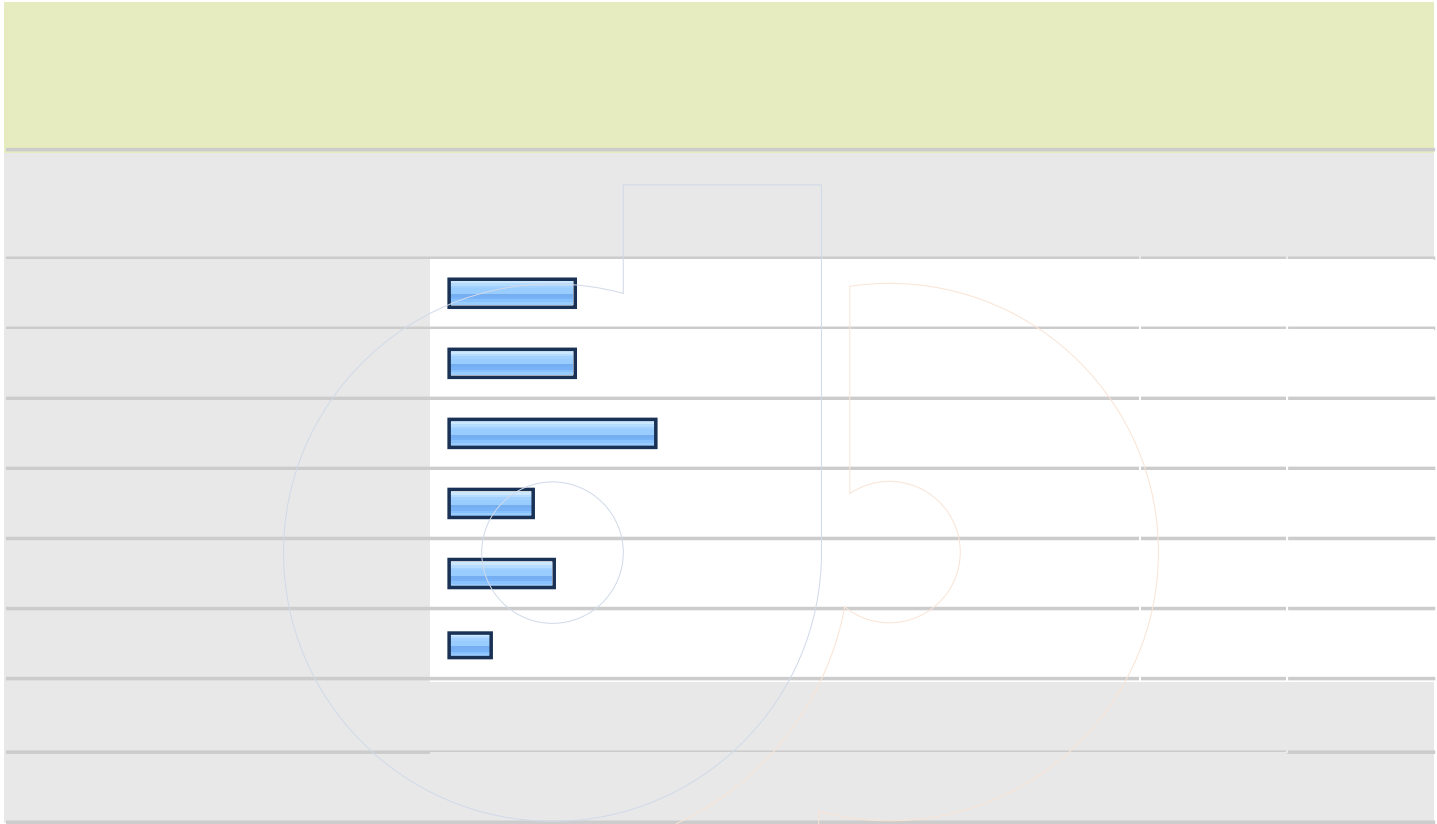

Television Production	<input type="checkbox"/>	14.7%	5
Theatre	<input type="checkbox"/>	2.9%	1
Wildlife & Conservation Biology		0.0%	0
answered question			34
skipped question			0

18. 20. What is the highest degree you eventually hope to receive?



	Response Percent
<input type="checkbox"/>	
<input type="checkbox"/>	
<input type="checkbox"/>	
<input type="checkbox"/>	
answered question	
33	
skipped question	
1	




Dy

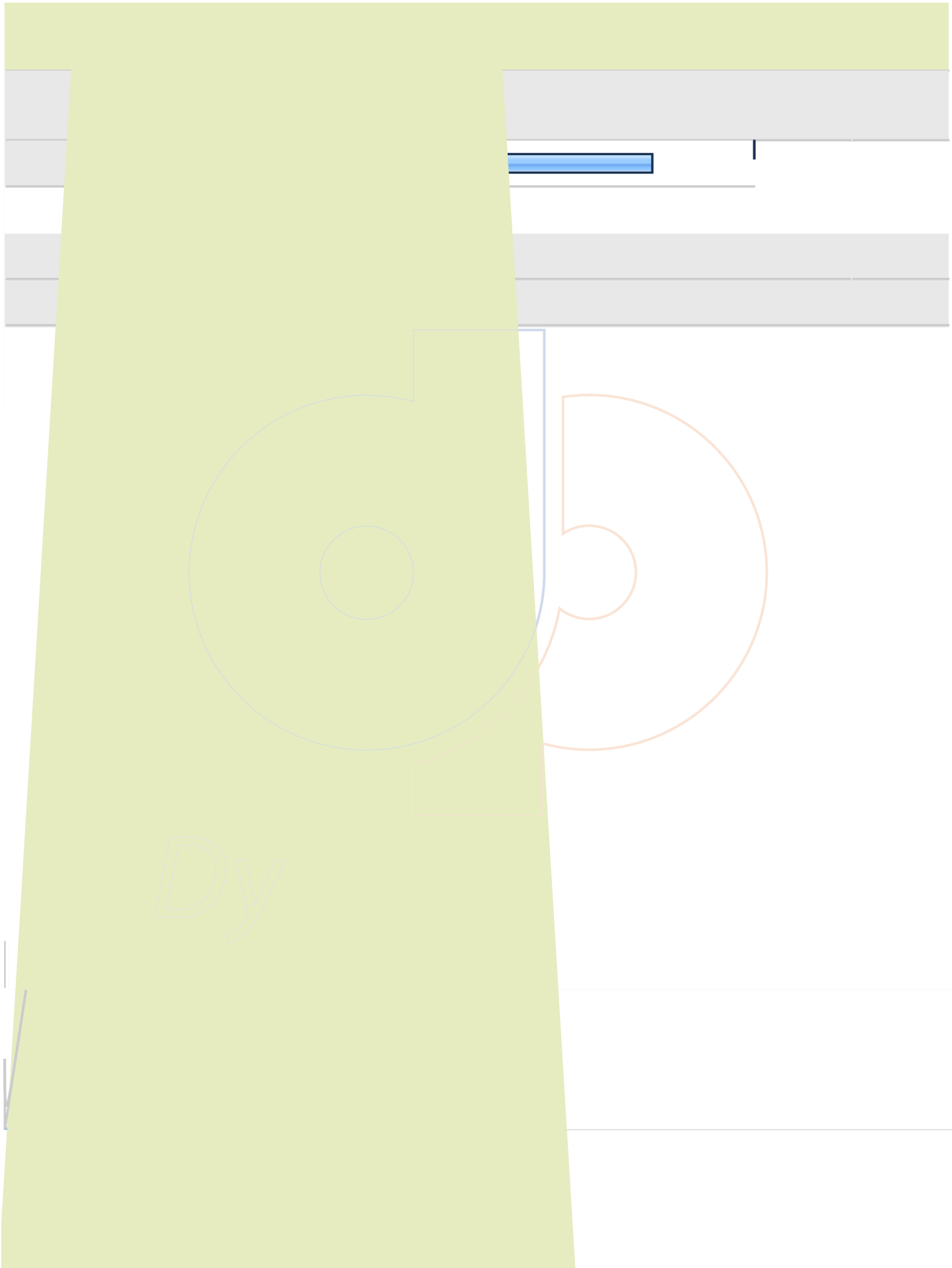


22. 24. What time would you have preferred?






		Response Percent	Response Count
Late afternoon		33.3%	1
Evening		0.0%	0
Weekend		0.0%	0
During the day		66.7%	2
Online		0.0%	0
answered question			3
skipped question			31

23. 25. Which best describes the location where you completed the majority of your courses?

		Response Percent	Response Count
Murray		100.0%	33
Paducah		0.0%	0
Ft. Campbell		0.0%	0
Madisonville		0.0%	0
Hopkinsville		0.0%	0
Henderson		0.0%	0
Online		0.0%	0
Other (please specify)		0.0%	0
answered question			33
skipped question			1



26. 28. Why did it take you an extra semester or more?



		Response Percent	Response Count
Work obligation limited my enrollment.		0.0%	0
Family obligations limited my enrollment.		0.0%	0
Tuition and other costs of attendance limited my enrollment.		8.3%	1
A decision to change majors added to my requirements.		66.7%	8
A required course or courses were not offered.		16.7%	2
Credits were lost transferring to Murray State.		8.3%	1
Other (please specify)		50.0%	6
answered question			12
skipped question			22

Dy


26. 28. Why did it take you an extra semester or more?

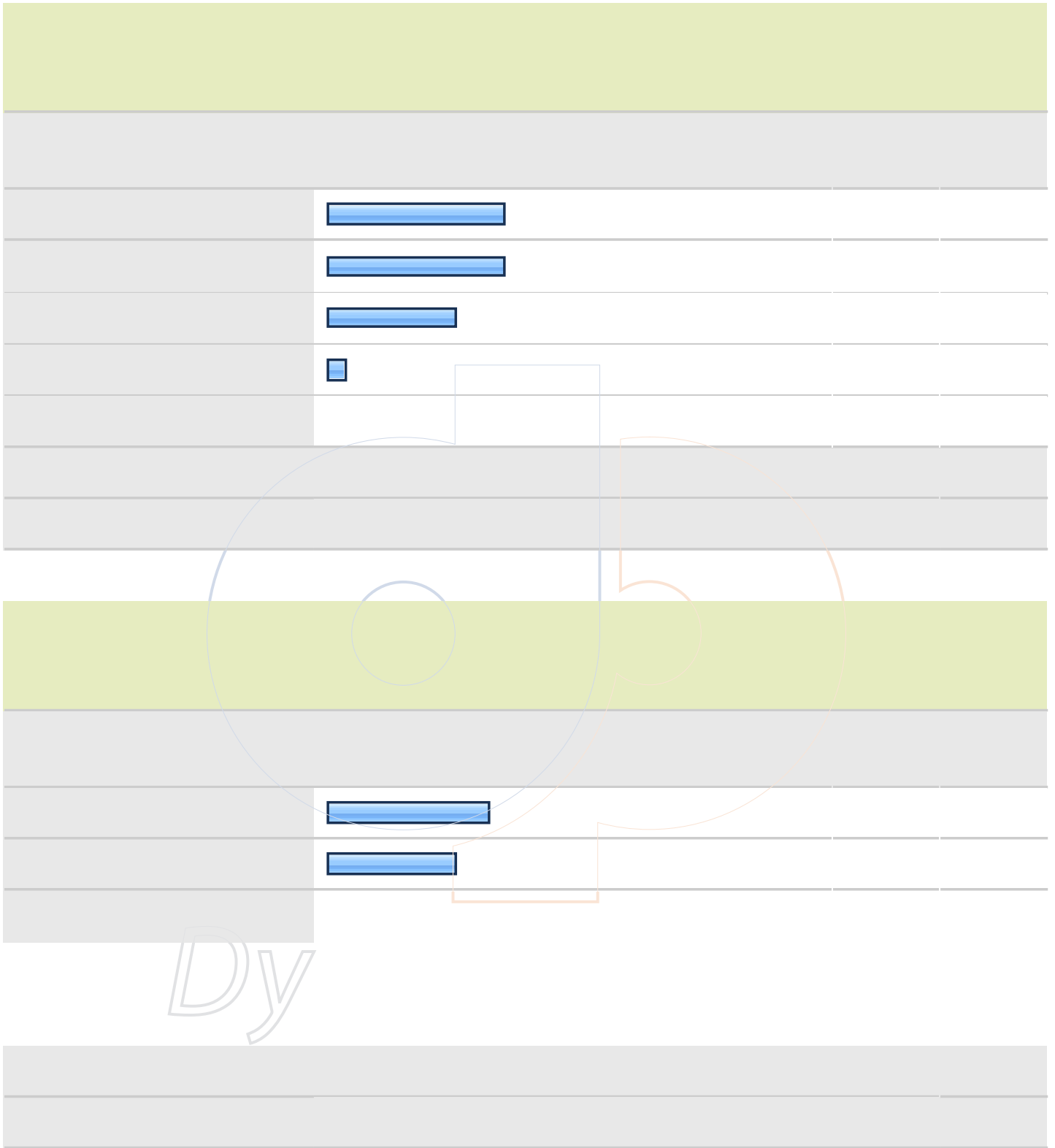
answered question	12
skipped question	22

27. 29. Did you have trouble getting any course(s) you needed while at Murray State?

		Response Percent	Response Count
Yes		27.3%	9
No		72.7%	24
		answered question	33
		skipped question	1

2/GS95 w /GS0 gs /T1_1 6.75 Tf 0.9852 0 0 09388 511.088 0 l 411.0880thee at 0 -0.98522 C





Dy


31. 33. Which statement best describes your experience with academic advising in your major/area?


		Response Percent	Response Count
Cannot judge; I did not make use of the opportunity.	<input type="checkbox"/>	3.2%	1
I was satisfied with information my adviser provided.	<input checked="" type="checkbox"/>	83.9%	26
Advice was inaccurate, incomplete, or misleading.	<input type="checkbox"/>	9.7%	3
My adviser was not available.	<input type="checkbox"/>	3.2%	1
answered question			31
skipped question			3

Dy

31. 33. Which statement best describes your experience with academic advising in your major/area?

answered question



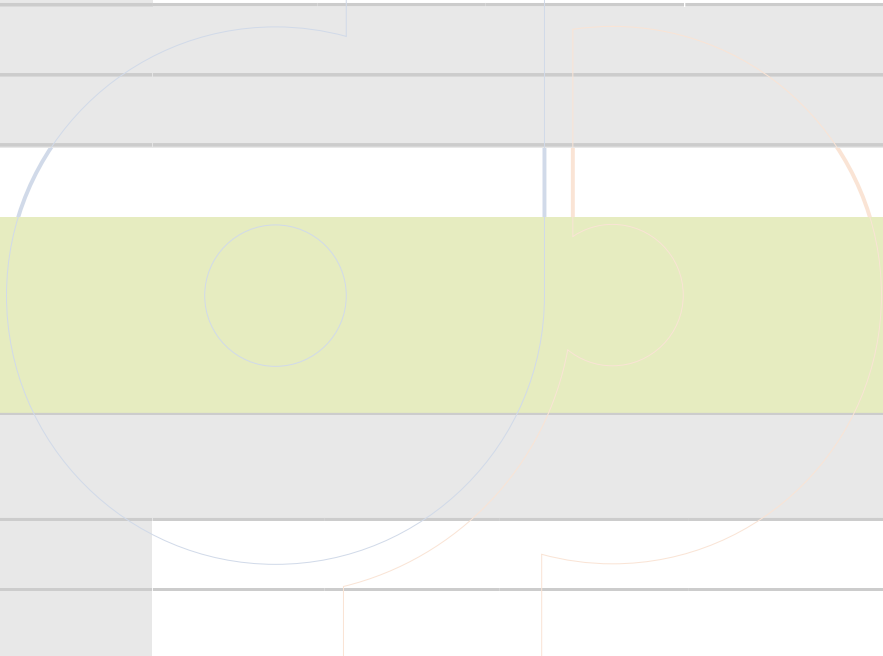


Dy



32. Questions 34-48 For each of these items, indicate the extent to which you were

46 Effectiveness of library personnel in meeting your information needs	38.7% (12)	58.1% (18)	3.2% (1)	0.0% (0)	3.35	31
47. Access to on-hand or electronic library resources	38.7% (12)	61.3% (19)	0.0% (0)	0.0% (0)	3.39	31
48. Computer, individual and group work spaces available within University Libraries (Waterfield, Pogue and Overby)	22.6% (7)	64.5% (20)	12.9% (4)	0.0% (0)	3.10	31





Dy




Dy

34. Questions 56-89 For each of these services, activities or programs that you used, please indicate the extent to which you were satisfied that they met your needs. For those that you did not use, mark the "Did Not Use" option.

82. Student Disability Services (SDS)	20.7% (6)	13.8% (4)	0.0% (0)	0.0% (0)	65.5% (19)	3.60	29
83. Transcript requests	13.8% (4)	44.8% (13)	3.4% (1)	3.4% (1)	34.5% (10)	3.05	29
84. Student Support Services (SSS)	17.2% (5)	13.8% (4)	0.0% (0)	0.0% (0)	69.0% (20)	3.56	29
85. Transfer Center	13.8% (4)	17.2% (5)	3.4% (1)	0.0% (0)	65.5% (19)	3.30	29
86. University Counseling Services	27.6% (8)	20.7% (6)	3.4% (1)	0.0% (0)	48.3% (14)	3.47	29
87. Veteran Services	13.8% (4)	10.3% (3)	0.0% (0)	0.0% (0)	75.9% (22)	3.57	29
88. Wellness Center	31.0% (9)	55.2% (16)	3.4% (1)	0.0% (0)	10.3% (3)	3.31	29
89. Women's Center	13.8% (4)	13.8% (4)	3.4% (1)	0.0% (0)	69.0% (20)	3.33	29
answered question							29
skipped question							5

Dy

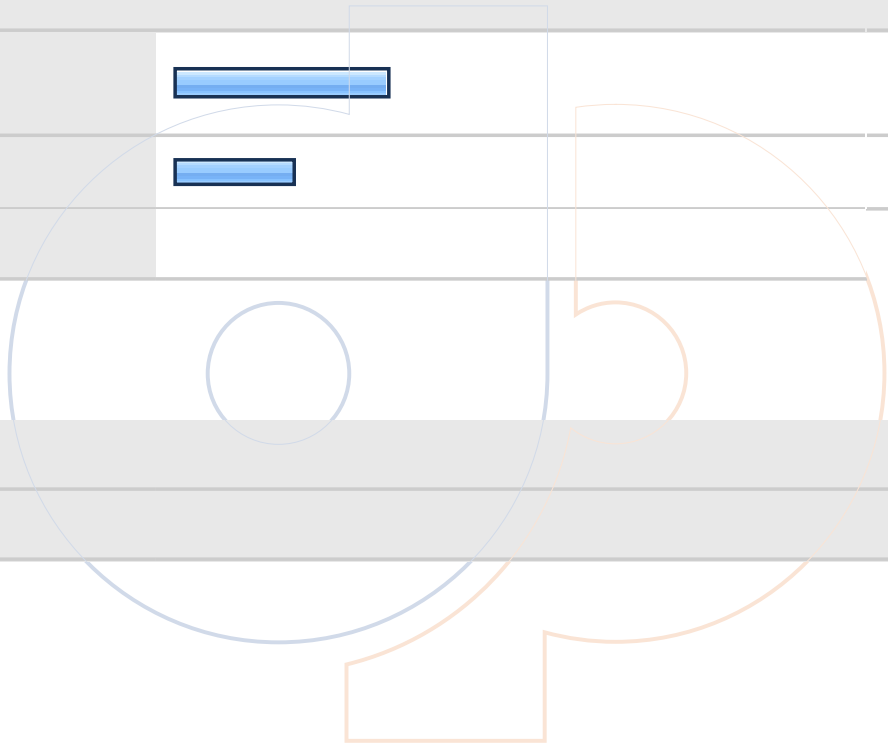


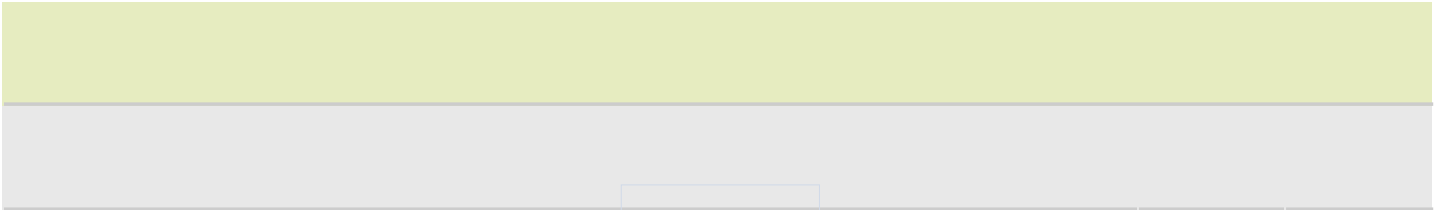

35. 90. To what extent did you participate in Residential College activities?



answered question 29

skipped question 55

Dy



Dy

38. Questions 93-102 The University has formulated ten desired "Characteristics of the Murray State University Graduate." Please indicate how effective your MSU experience was in enhancing your abilities in each area.






	Very effective	Effective	Ineffective	Very ineffective	Rating Average	Rating Count
93. Engage in mature, independent and creative thought and express that thought effectively in oral and written communication;	41.4% (12)	58.6% (17)	0.0% (0)	0.0% (0)	3.41	29
94. Understand and apply the critical and scientific methodologies that academic disciplines employ to discover knowledge and ascertain its validity;	34.5% (10)	55.2% (16)	10.3% (3)	0.0% (0)	3.24	29
95. Apply sound standards of information gathering, analysis and evaluation to reach logical decisions;	31.0% (9)	65.5% (19)	3.4% (1)	0.0% (0)	3.28	29
96. Understand the roles and applications of science and technology in the solution of the problems of a changing world;	31.0% (9)	62.1% (18)	6.9% (2)	0.0% (0)	3.24	29
97. Demonstrate a critical understanding of the world's historical, literary, philosophical and artistic traditions;	27.6% (8)	62.1% (18)	10.3% (3)	0.0% (0)	3.17	29
98. Understand the dynamics of cultural diversity, of competing economic and political systems, and of complex moral and ethical issues;	41.4% (12)	48.3% (14)	10.3% (3)	0.0% (0)	3.31	29
99. Understand the nature of and engage in ethical behavior and responsible citizenship;	37.9% (11)	55.2% (16)	3.4% (1)	3.4% (1)	3.28	29
				answered question		29
				skipped question		5

38. Questions 93-102 The University has formulated ten desired "Characteristics of the Murray State University Graduate." Please indicate how effective your MSU experience was in enhancing your abilities in each area.

100. Understand the importance of the behaviors necessary to maintain a healthy lifestyle;	34.5% (10)	51.7% (15)	10.3% (3)	3.4% (1)	3.17	29
101. Demonstrate mastery of a chosen field of study;	48.3% (14)	48.3% (14)	3.4% (1)	0.0% (0)	3.45	29
102. Value intellectual pursuit and continuous learning in a changing world.	44.8% (13)	48.3% (14)	6.9% (2)	0.0% (0)	3.38	29
answered question						29
skipped question						5

Dy


39. 103. What do you expect to do after you graduate?

		Response Percent	Response Count
I am unsure of my immediate plans.		17.2%	5
I will look for a job.		55.2%	16
I will continue working in the position I now have.		6.9%	2
I will work at a position I recently accepted.		6.9%	2
I will do additional undergraduate work.		0.0%	0
I will go to graduate school.		13.8%	4
I will go to law school.		0.0%	0
I will go to medical school.		0.0%	0
I will go to other professional school.		0.0%	0
I will not work or attend school.		0.0%	0
answered question			29
skipped question			5

Dy



Dy







Dy

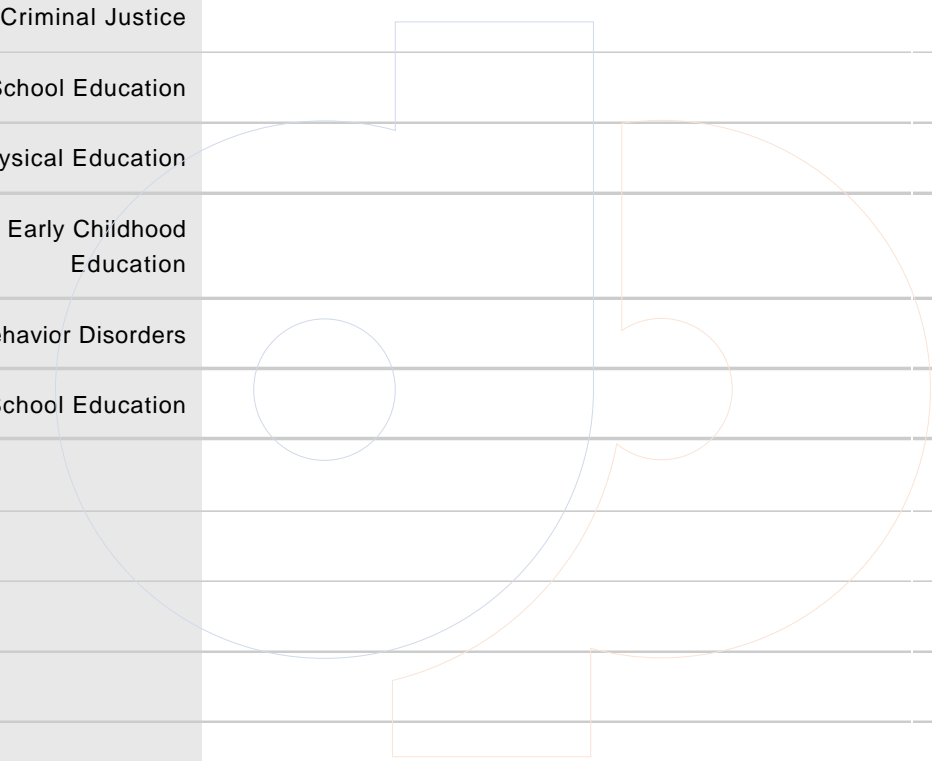
44. Feedback:

	Response Count
	11
answered question	11
skipped question	23





Career & Technical Education (associate's)	0.0%	0
Career & Technical Education (bachelor's)	0.0%	0
Criminal Justice	0.0%	0
Elementary School Education	0.0%	0
Health & Physical Education	0.0%	0
Interdisciplinary Early Childhood Education	0.0%	0
Learning & Behavior Disorders	0.0%	0
Middle School Education	0.0%	



45. 17. Please identify the program/major in which you are earning a degree. If you have a double major, check both of your majors. (Note: Liberal Arts and Integrated Studies Students, check Liberal Arts or Integrated Studies. Do not check your field of study as a major.)

Sociology	0.0%	0
History	0.0%	0
Liberal Arts	0.0%	0
French	0.0%	0
German	0.0%	0
Japanese	0.0%	0
Spanish	0.0%	0
Music	0.0%	0
Music Business	0.0%	0
Psychology	0.0%	0
Theatre	0.0%	0
Biology	0.0%	0
Wildlife & Conservation Biology	0.0%	0
answered question		0
skipped question		34



Dy



