

MSU Senior Survey

1. 1. Graduation Date



Month

	May	August	December	Response Count
Please select the month and year that you plan to graduate:	50.0% (4)	0.0% (0)	50.0% (4)	8


Year

	2012	2013	2014	2015	2016	2017	2018	2019	2020	Response Count
Please select the month and year that you plan to graduate:	0.0% (0)	0.0% (0)	0.0% (0)	0.0% (0)	62.5% (5)	37.5% (3)	0.0% (0)	0.0% (0)	0.0% (0)	8
answered question										8
skipped question										0


2. 2. Gender

		Response Percent	Response Count
Female		25.0%	2
Male		75.0%	6
answered question			8
skipped question			0



3. 3. Ethnic Background

		Response Percent	Response Count
White		100.0%	7
Black/African-American		0.0%	0
Asian		0.0%	0
Hispanic/Latino		0.0%	0
American Indian/Alaskan Native		0.0%	0
Native Hawaiian/Other Pacific Islander		0.0%	0
Two or more races		0.0%	0
answered question			7
skipped question			1

4. 4. Are you a U.S. citizen?

		Response Percent	Response Count
Yes		100.0%	8
No		0.0%	0
answered question			8
skipped question			0

5. 5. What is your residency classification at MSU?

		Response Percent	Response Count
In-state		87.5%	7
Out-of-state		12.5%	1
International		0.0%	0
		answered question	8
		skipped question	0



5. 5. What is your residency classification at 54assification at 54aU?

Blank response area for the first question.



Blank response area for the second question.

Response area for the second question containing a large blue watermark 'Dy' and several blue horizontal bars of varying lengths. A large blue circle and a large orange circle are also overlaid on the text.




Blank response area for the third question.

Response area for the third question containing a large blue watermark 'Dy' and two blue horizontal bars of varying lengths. A large orange circle is also overlaid on the text.




8. 8. Has either of your parents received a degree from MSU?

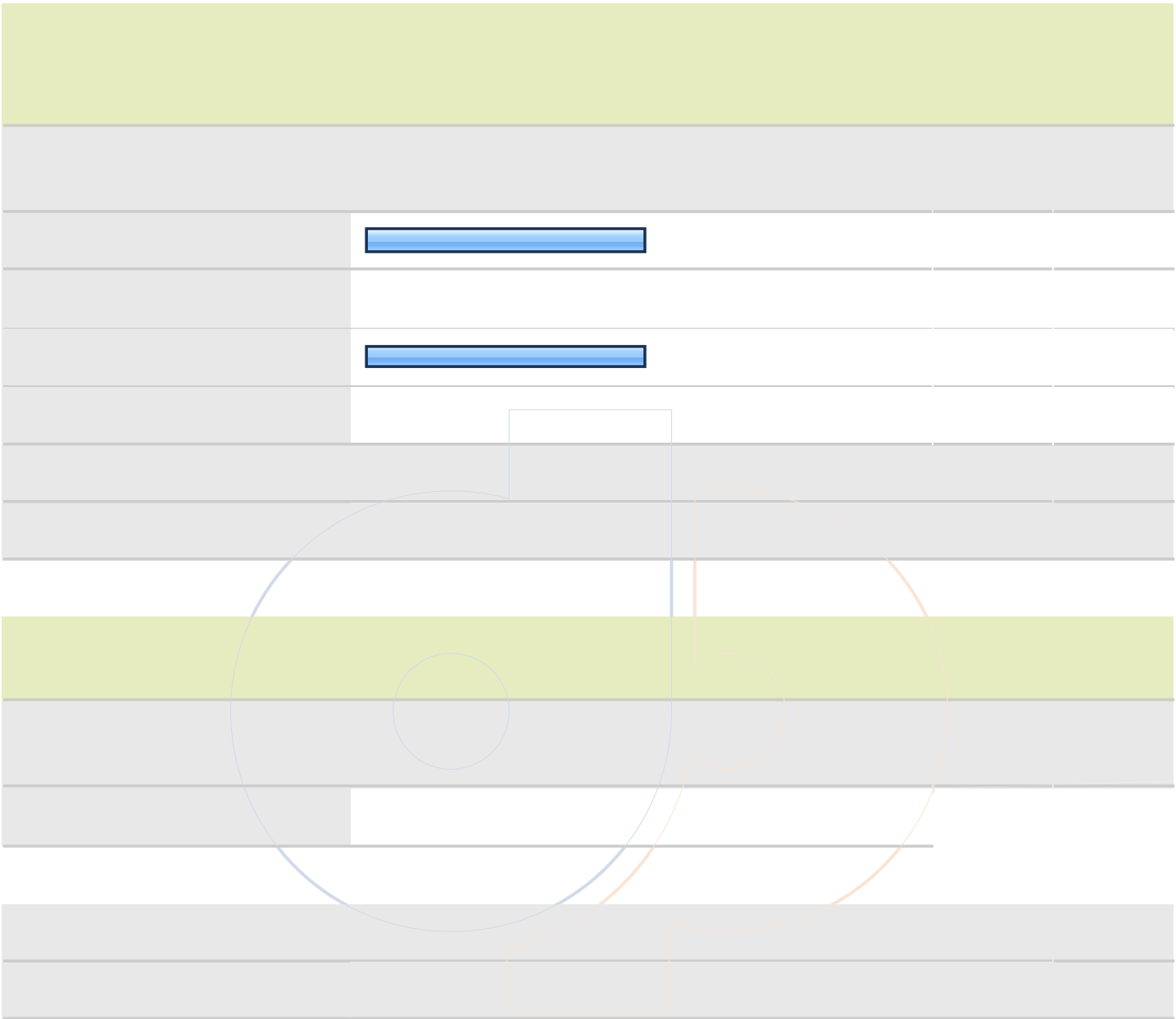
		Response Percent	Response Count
Yes		25.0%	2
No		75.0%	6
answered question			8
skipped question			0

9. 9. What was your original entry status to MSU?

		Response Percent	Response Count
Freshman		50.0%	4
Transfer from community college/technical school		37.5%	3
Transfer from 4-yr institution		12.5%	1
answered question			8
skipped question			0

10. 10. How many credits were transferred?

		Response Percent	Response Count
12 or fewer		0.0%	0
13-30		25.0%	1
31-60		50.0%	2
Over 60		25.0%	1
answered question			4
skipped question			4

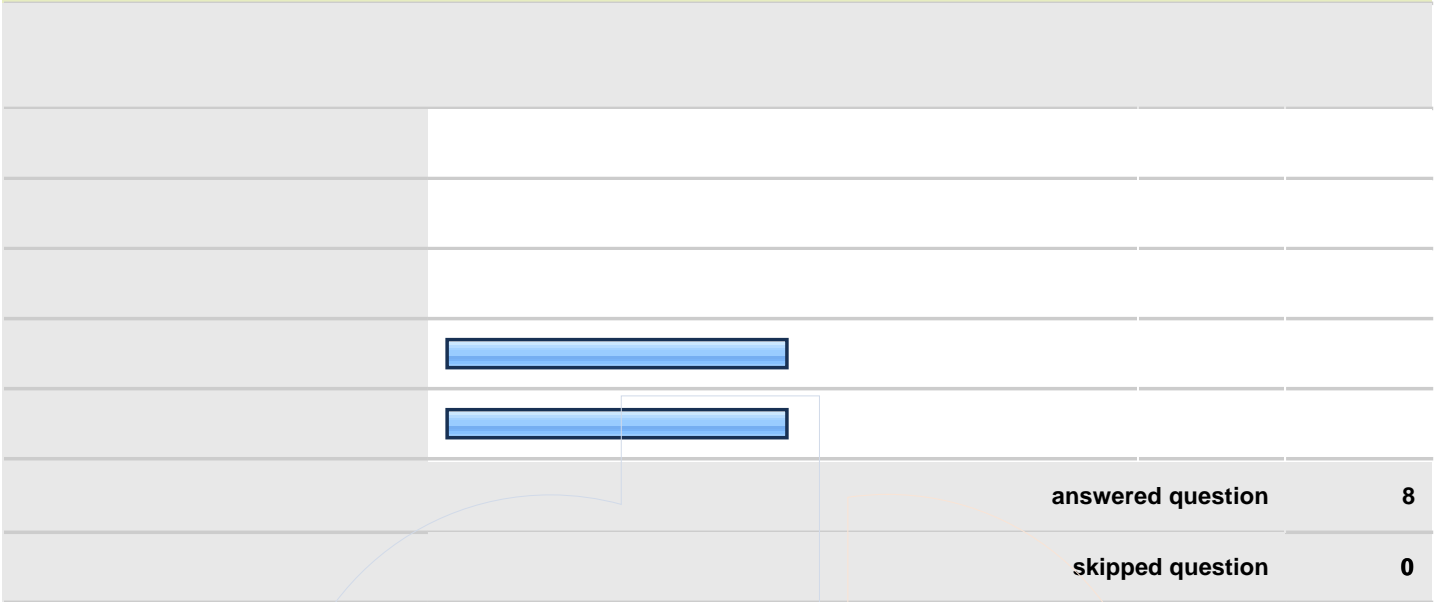


Dy



Dy

16. 16. In what range does your grade point average fall?



Dy


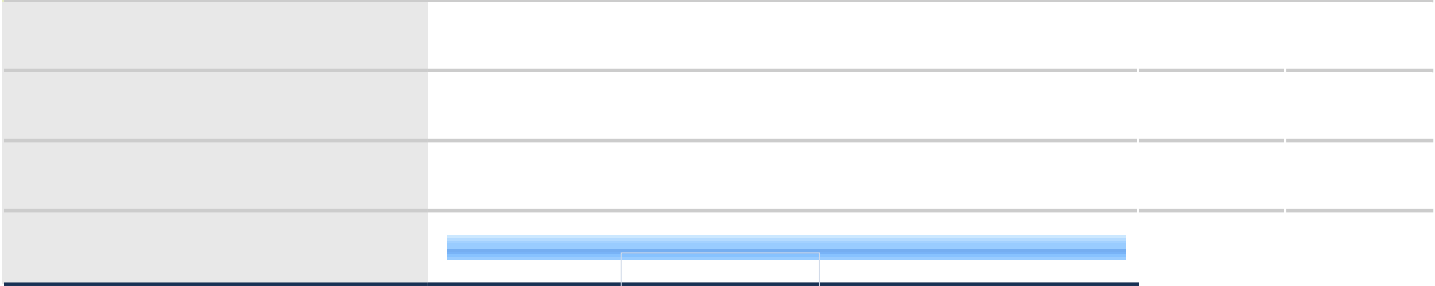

17. 17. Please identify the program/major in which you are earning a degree. If you have a double major, check both of your majors. (Note: Liberal Arts and Integrated Studies Students, check Liberal Arts or Integrated Studies. Do not check your field of study as a major.)



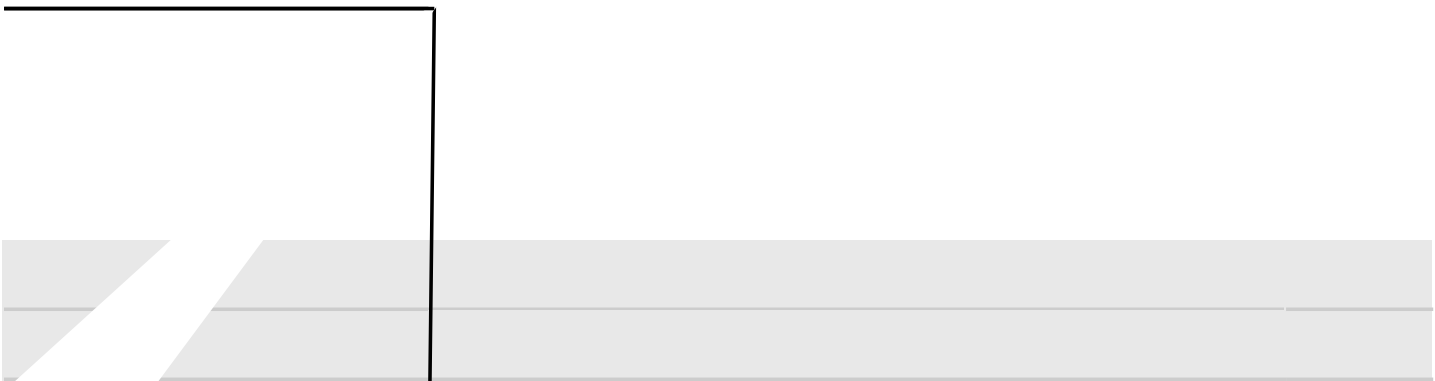
answered question


8

Q q 1 0 0 1 326.0019 412...75 Tf 0.9852 0 0 a q 1ered questiska240

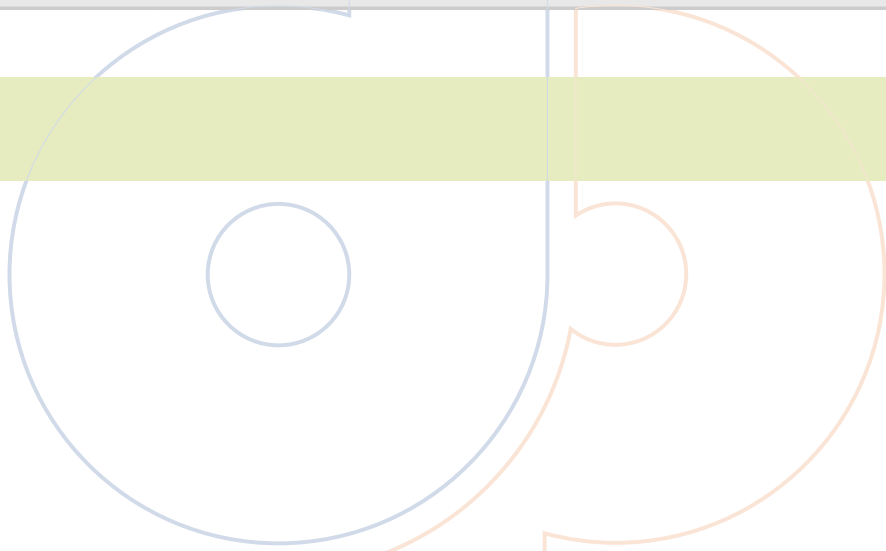

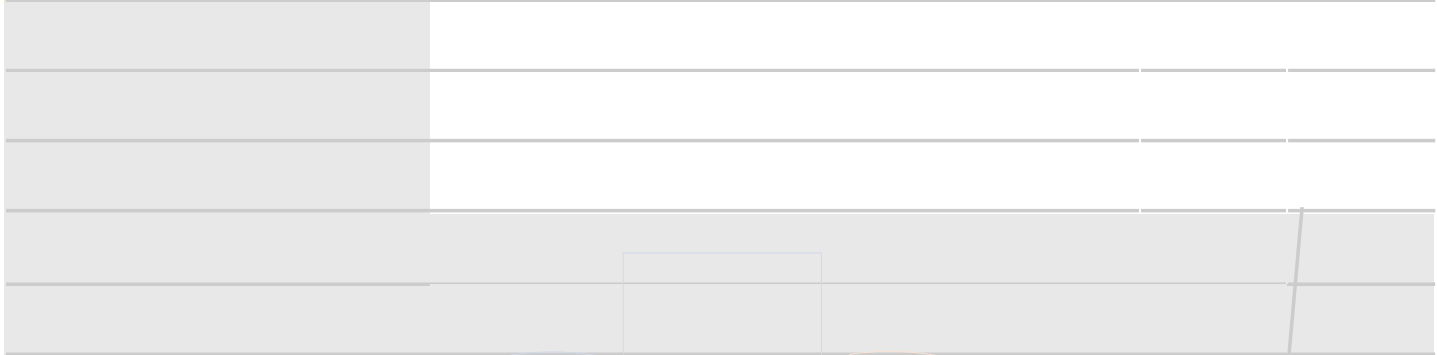



Dy





A large area with horizontal grey lines for writing. A vertical grey bar is on the left side. A large, faint watermark of the letters 'MSU' is centered in the background. The 'M' is blue, the 'S' is orange, and the 'U' is blue. The letters are stylized and semi-transparent.





Dy

19. 21. Which best describes your situation?

		Response Percent	Response Count
Did not change major/area		75.0%	6
Did not initially declare major/area		0.0%	0
Changed major/area		25.0%	2
		answered question	8
		skipped question	0






Dy

22. 24. What time would you have preferred?


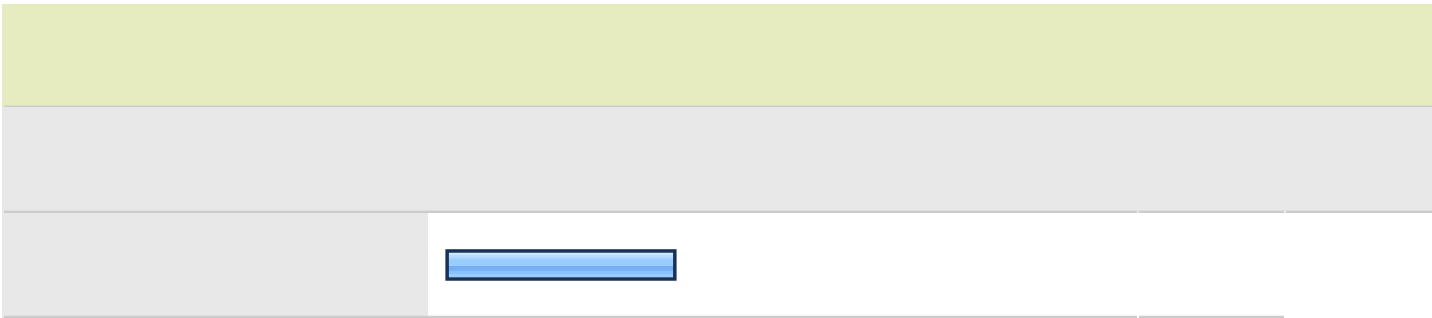
		Response Percent	Response Count
Late afternoon		0.0%	0
Evening		0.0%	0
Weekend		0.0%	0
During the day		100.0%	2
Online		0.0%	0
answered question			2
skipped question			6

23. 25. Which best describes the location where you completed the majority of your courses?

		Response Percent	Response Count
Murray		100.0%	8
Paducah		0.0%	0
Ft. Campbell		0.0%	0
Madisonville		0.0%	0
Hopkinsville		0.0%	0
Henderson		0.0%	0
Online		0.0%	0
Other (please specify)		0.0%	0
answered question			8
skipped question			0



Dy



Dy



Dy



29. 31. Which statement best describes your experience with off-campus coop/internship?

		Response Percent	Response Count
Cannot judge; I did not have one.		62.5%	5
My experience was very valuable.		37.5%	3
My experience was valuable.		0.0%	0
My experience was of little value.		0.0%	0
My experience was of no value.		0.0%	0
		answered question	8
		skipped question	0

30. 32. Which statement best describes your experience with on-campus faculty-directed research, scholarly, or creative project?

		Response Percent	Response Count
Cannot judge; I did not have one.		37.5%	3
My experience was very valuable.		37.5%	3
My experience was valuable.		25.0%	2
My experience was of little value.		0.0%	0
My experience was of no value.		0.0%	0
		answered question	8
		skipped question	0



31. 33. Which statement best describes your experience with academic advising in your major/area?

		Response Percent	Response Count
Cannot judge; I did not make use of the opportunity.		0.0%	0
I was satisfied with information my adviser provided.		87.5%	7
Advice was inaccurate, incomplete, or misleading.		12.5%	1
My adviser was not available.		0.0%	0
		answered question	8
		skipped question	0


Dy



Dy



Dy



32. Questions 34-48 For each of these items, indicate the extent to which you were satisfied.

46 Effectiveness of library personnel in meeting your information needs	50.0% (4)	50.0% (4)	0.0% (0)	0.0% (0)	3.50	8
47. Access to on-hand or electronic library resources	50.0% (4)	50.0% (4)	0.0% (0)	0.0% (0)	3.50	8
48. Computer, individual and group work spaces available within University Libraries (Waterfield, Pogue and Overby)	50.0% (4)	50.0% (4)	0.0% (0)	0.0% (0)	3.50	8
answered question						8
skipped question						0

33. Questions 49-55 University Studies is designed to offer you a broad base of skills and knowledge and to prepare you for upper division study. Please indicate how effective University Studies at Murray State was in helping you achieve these goals.

	Very effective	Effective	Ineffective	Very ineffective	Rating Average	Rating Count
49. Writing skills	42.9% (3)	28.6% (2)	28.6% (2)	0.0% (0)	3.14	7
50. Speaking skills	62.5% (5)	12.5% (1)	25.0% (2)	0.0% (0)	3.38	8
51. Critical thinking skills	57.1% (4)	42.9% (3)	0.0% (0)	0.0% (0)	3.57	7
52. Technology skills/computer skills	50.0% (4)	37.5% (3)	0.0% (0)	12.5% (1)	3.25	8
53. Gen 0.7GS0 0s0% (0)r5 Tf 0.0924Tc 50.575 0 Td (37.5% 1n0 75.5% 1n0 75.5% 1n0 gs /T1_08r5 T590)Tj 0.288m gs						
answered question						8
skipped question						0



Dy

	0'0d% (0)	0'0d% (0)					
68. International student support services	33.3% (2)	0.0% (0)	0.0% (0)	0.0% (0)	66.7% (4)	4.00	6
69. Internet and wireless access for study and research needs	50.0% (3)	50.0% (3)	0.0% (0)	0.0% (0)	0.0% (0)	3.50	6
70. Intramural Sports and Recreation	50.0% (3)	16.7% (1)	0.0% (0)	0.0% (0)	33.3% (2)	3.75	6
71. LGBT programs	33.3% (2)	0.0% (0)	0.0% (0)	0.0% (0)	66.7% (4)	4.00	6
72. Lowry Center/Developmental courses and tutoring	33.3% (2)	0.0% (0)	0.0% (0)	0.0% (0)	66.7% (4)	4.00	6
73. Library	100.0% (6)	0.0% (0)	0.0% (0)	0.0% (0)	0.0% (0)	4.00	6
74. MSU web site	83.3% (5)	16.7% (1)	0.0% (0)	0.0% (0)	0.0% (0)	3.83	6
75. NCAA Sports	66.7% (4)	0.0% (0)	0.0% (0)	0.0% (0)			

03.3%

0.0% (0) 0.0% (0)
Department of History


34. Questions 56-89 For each of these services, activities or programs that you used, please indicate the extent to which you were satisfied that they met your needs. For those that you did not use, mark the "Did Not Use" option.

82. Student Disability Services (SDS)	33.3% (2)	0.0% (0)	0.0% (0)	0.0% (0)	66.7% (4)	4.00	6
83. Transcript requests	50.0% (3)	0.0% (0)	0.0% (0)	0.0% (0)	50.0% (3)	4.00	6
84. Student Support Services (SSS)	50.0% (3)	0.0% (0)	0.0% (0)	0.0% (0)	50.0% (3)	4.00	6
85. Transfer Center	33.3% (2)	0.0% (0)	0.0% (0)	0.0% (0)	66.7% (4)	4.00	6
86. University Counseling Services	33.3% (2)	0.0% (0)	0.0% (0)	0.0% (0)	66.7% (4)	4.00	6
87. Veteran Services	50.0% (3)	0.0% (0)	0.0% (0)	0.0% (0)	50.0% (3)	4.00	6
88. Wellness Center	66.7% (4)	16.7% (1)	0.0% (0)	0.0% (0)	16.7% (1)	3.80	6
89. Women's Center	33.3% (2)	0.0% (0)	0.0% (0)	0.0% (0)	66.7% (4)	4.00	6
answered question							6
skipped question							2

Dy

35. 90. To what extent did you participate in Residential College activities?

		Response Percent	Response Count
Did not participate		50.0%	3
Frequently		16.7%	
		answered question	6
		skipped question	2



Dy

35. 90. To what extent did you participate in Residential College activities?

answered question	6
skipped question	2

36. 91. Which phrase best describes your opinion of Residential Colleges?

		Response Percent	Response Count
Not familiar with Residential Colleges		50.0%	3
Very positive		33.3%	2
Positive		16.7%	1
Negative		0.0%	0
Very negative		0.0%	0
		answered question	6
		skipped question	2




37. 92. When you graduate how many times will you have studied abroad during your university career?

		Response Percent	Response Count
None		66.7%	4
One		33.3%	2
Two		0.0%	0
Three or more		0.0%	0
		answered question	6
		skipped question	2



Dy

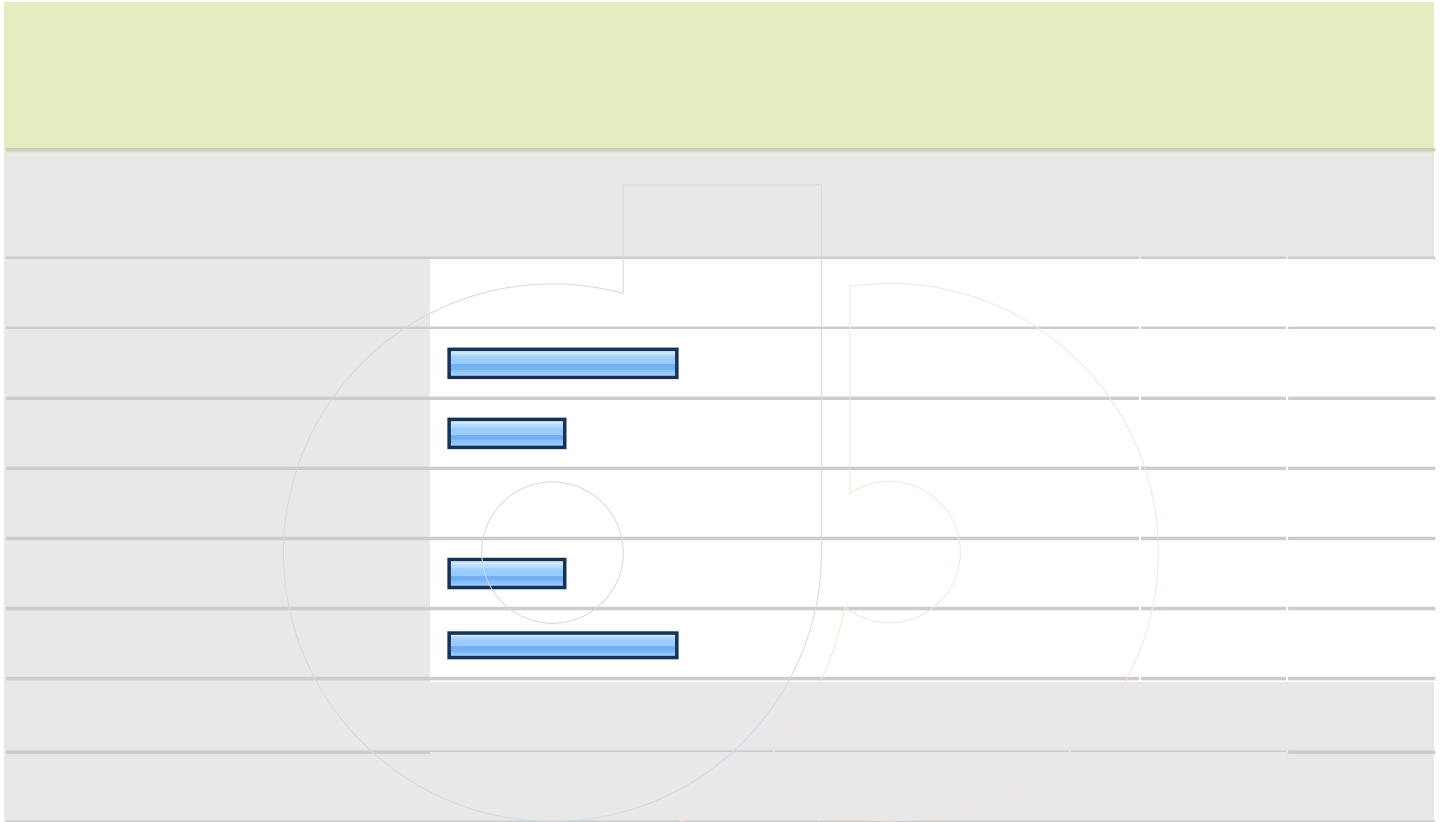
39. 103. What do you expect to do after you graduate?

		Response Percent	Response Count
I am unsure of my immediate plans.		33.3%	2
I will look for a job.		50.0%	3
I will continue working in the position I now have.		0.0%	0
I will work at a position I recently accepted.		0.0%	0
I will do additional undergraduate work.		0.0%	0
I will go to graduate school.		16.7%	1
I will go to law school.		0.0%	0
I will go to medical school.		0.0%	0
I will go to other professional school.		0.0%	0
I will not work or attend school.		0.0%	0
		answered question	6
		skipped question	2

Dy

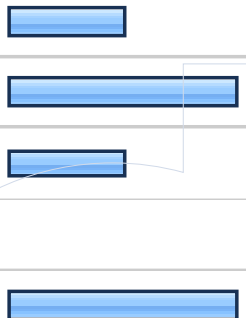
39. 103. What do you expect to do after you graduate?

answered question	6
skipped question	2



Dy

41. 105. If you intend to work full-time, what do you expect your salary to be?





	Response Percent	Response Count
Above \$75,000	0.0%	0
8 548.113 l 0 548.113 l h W n Q BT 0 0 0 rg 0 0 055 40 cm 0 0 m 411.088 0 l 411 salary to be?		
		
answered question		6
skipped question		2

Dy




41. 105. If you intend to work full-time, what do you expect your salary to be?


answered question	6
skipped question	2

42. 106. If you intend to continue your education, please indicate which statement best describes the institution you will attend.

		Response Percent	Response Count
Murray State University		33.3%	2
University/College in Kentucky		16.7%	1
University/College outside Kentucky		16.7%	1
Does not apply		33.3%	2
		answered question	6
		skipped question	2

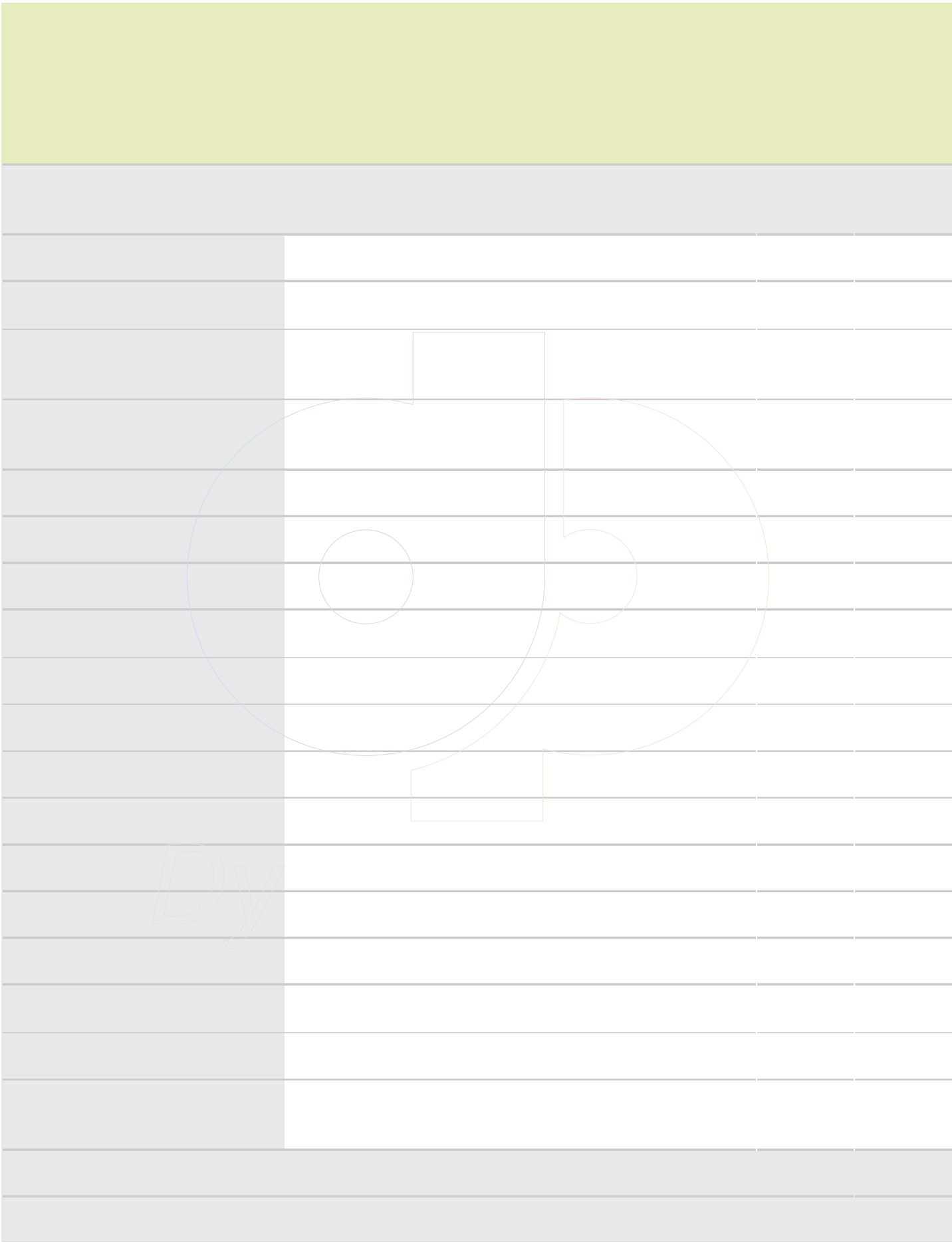
43. 107. "I would recommend Murray State University to a prospective student."

		Response Percent	Response Count
Strongly agree		66.7%	4
Agree		16.7%	1
Disagree		0.0%	0
Strongly disagree		16.7%	1
		answered question	6
		skipped question	2



Dy





45. 17. Please identify the program/major in which you are earning a degree. If you have a double major, check both of your majors. (Note: Liberal Arts and Integrated Studies Students, check Liberal Arts or Integrated Studies. Do not check your field of study as a major.)

Career & Technical Education (associate's)	0.0%	0
Career & Technical Education (bachelor's)	0.0%	0
Criminal Justice	0.0%	0
Elementary School Education	0.0%	0
Health & Physical Education	0.0%	0
Interdisciplinary Early Childhood Education	0.0%	0
Learning & Behavior Disorders	0.0%	0
Middle School Education	0.0%	0
Recreation & Leisure Services	0.0%	0
Social Work	0.0%	0
Youth & Nonprofit Leadership	0.0%	0
Art	0.0%	0
Creative Writing (BFA)	0.0%	0
English	0.0%	0
English Education (TESOL)	0.0%	0
Philosophy	0.0%	0
International Affairs	0.0%	0
Political Science	0.0%	0
Public Administration	0.0%	0
answered question		0
skipped question		8


45. 17. Please identify the program/major in which you are earning a degree. If you have a double major, check both of your majors. (Note: Liberal Arts and Integrated Studies Students, check Liberal Arts or Integrated Studies. Do not check your field of study as a major.)

Sociology	0.0%	0
History	0.0%	0
Liberal Arts	0.0%	0
French	0.0%	0
German	0.0%	0
Japanese	0.0%	0
Spanish	0.0%	0
Music	0.0%	0
Music Business	0.0%	0
Psychology	0.0%	0
Theatre	0.0%	0
Biology	0.0%	0
Wildlife & Conservation Biology	0.0%	0
Chemistry	0.0%	0
Applied Physics	0.0%	0
Engineering Physics	0.0%	0
Physics	0.0%	0
Geosciences	0.0%	0
Civil Engineering Technology (associate's)	0.0%	0
Civil Engineering Technology (bachelor's)	0.0%	0
answered question		0
skipped question		8

45. 17. Please identify the program/major in which you are earning a degree. If you have a double major, check both of your majors. (Note: Liberal Arts and Integrated Studies Students, check Liberal Arts or Integrated Studies. Do not check your field of study as a major.)

Electromechanical Engineering Technology	0.0%	0
Engineering Graphics & Design	0.0%	0
Interior Design	0.0%	0
Manufacturing Technology	0.0%	0
Occupational Safety and Health	0.0%	0
Industrial Technology (associate's)	0.0%	0
Mathematics	0.0%	0
Telecommunications Systems Mgmt	0.0%	0
Agricultural Science & Technology (associate's)	0.0%	0
Agricultural Science (bachelor's)	0.0%	0
Animal Technology/Animal-Equine	0.0%	0
Animal Technology/Vet Tech, Pre-Vet	0.0%	0
Athletic Training	0.0%	0
Communication Disorders	0.0%	0
Exercise Science	0.0%	0
Nursing	0.0%	0
Nursing/RN to BSN	0.0%	0
Nutrition, Dietetics, & Food Mgmt	0.0%	0
answered question		0
skipped question		8

45. 17. Please identify the program/major in which you are earning a degree. If you have a double major, check both of your majors. (Note: Liberal Arts and Integrated Studies Students, check Liberal Arts or Integrated Studies. Do not check your field of study as a major.)



Dy