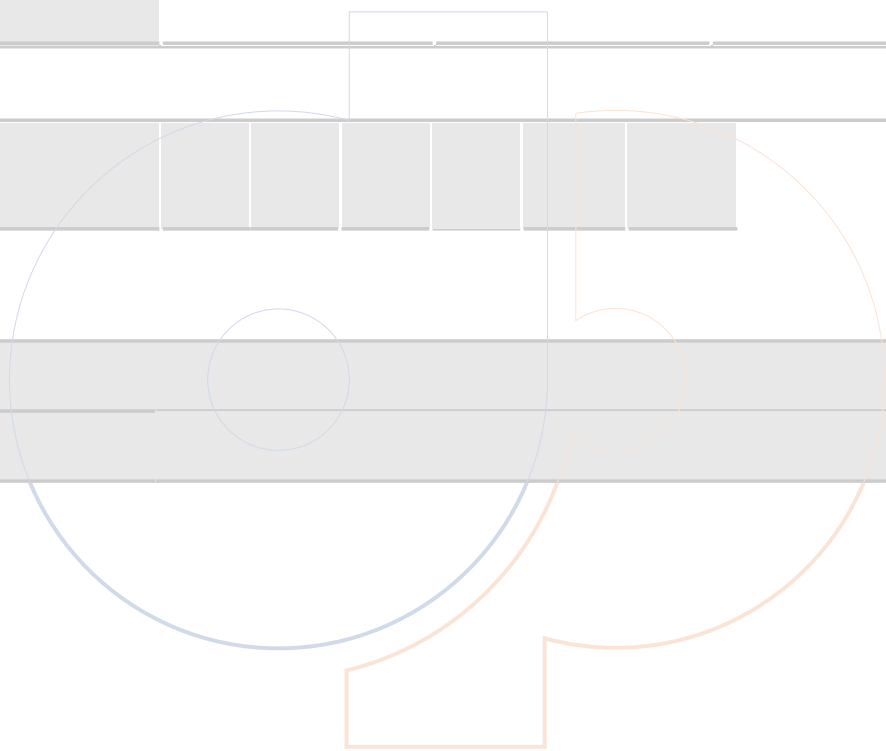
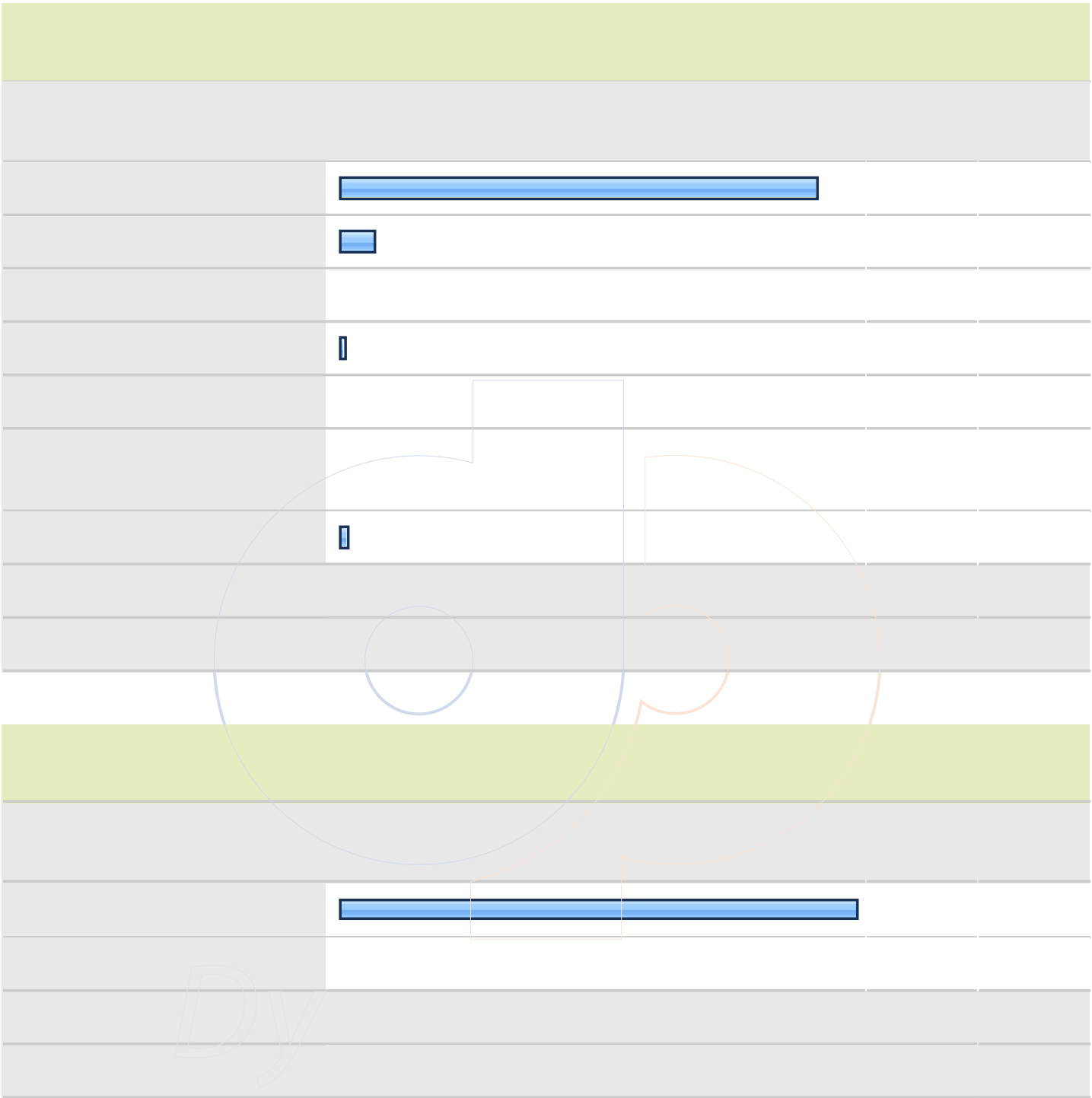



--	--	--	--	--	--	--	--	--	--






Dy





### 5. 5. What is your residency classification at MSU?

		Response Percent	Response Count
In-state		81.4%	153
Out-of-state		18.6%	35
International		0.0%	0
<b>answered question</b>			<b>188</b>
<b>skipped question</b>			<b>1</b>



### 5. 5. What is your residency classification at MSU?

Blank text input area for the first question.

Blank text input area for the second question.

Form area containing a horizontal bar chart with four blue bars of decreasing length. The chart is overlaid with a large, faint blue circle and a large, faint orange circle. A blue rectangular box highlights the top bar, and an orange rectangular box highlights the bottom two bars.

Blank text input area for the third question.

Blank text input area for the fourth question.

Form area containing a horizontal bar chart with two blue bars of equal length. A large, faint blue circle is overlaid on the chart. A blue rectangular box highlights the top bar, and another blue rectangular box highlights the bottom bar.

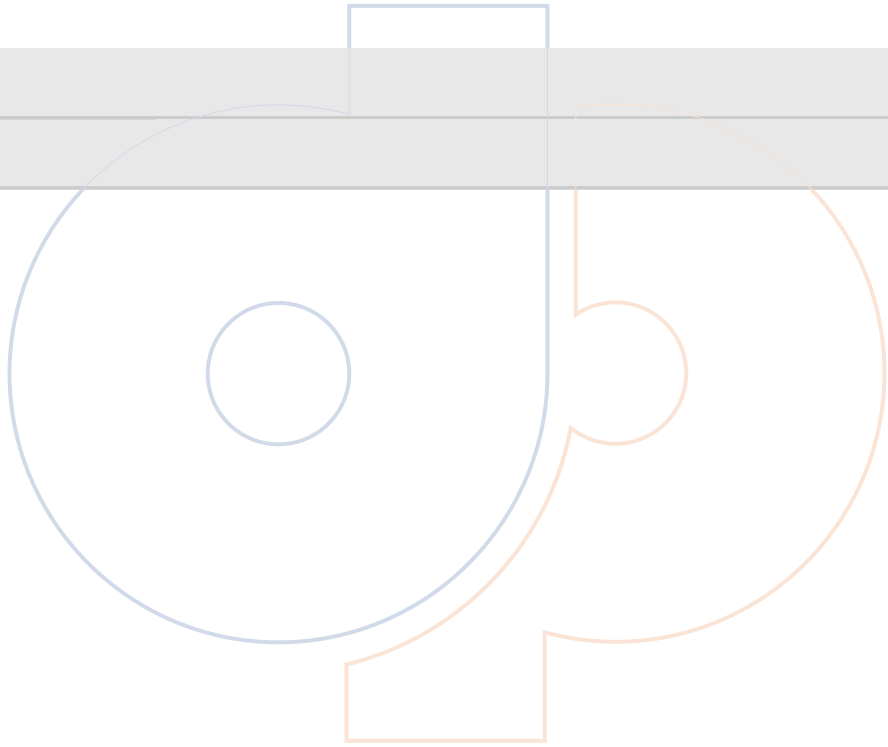
Blank text input area for the fifth question.



*Dy*

[Redacted]	
[Redacted]	[Redacted]
[Redacted]	[Redacted]
[Redacted]	[Redacted]
[Redacted]	[Redacted]

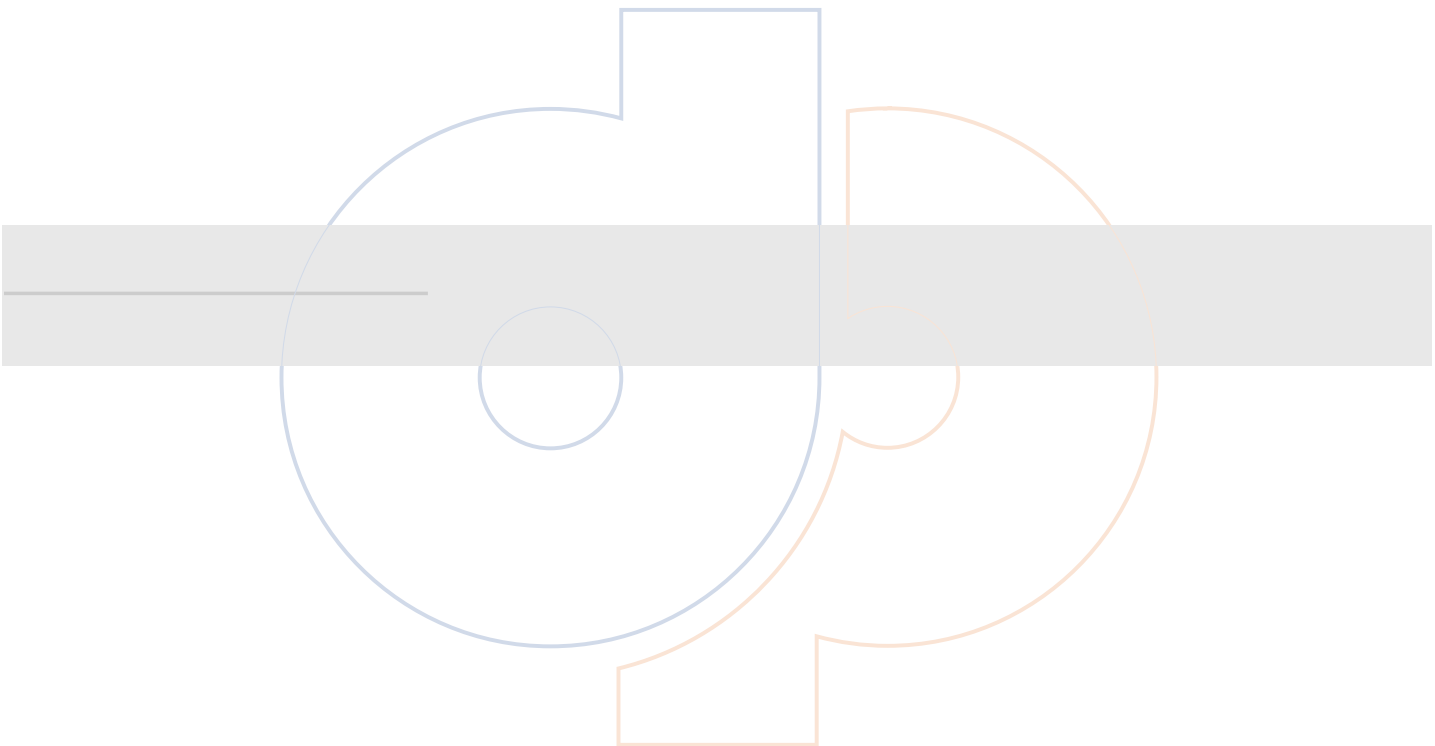

[Redacted]	
[Redacted]	[Redacted]



*Dy*

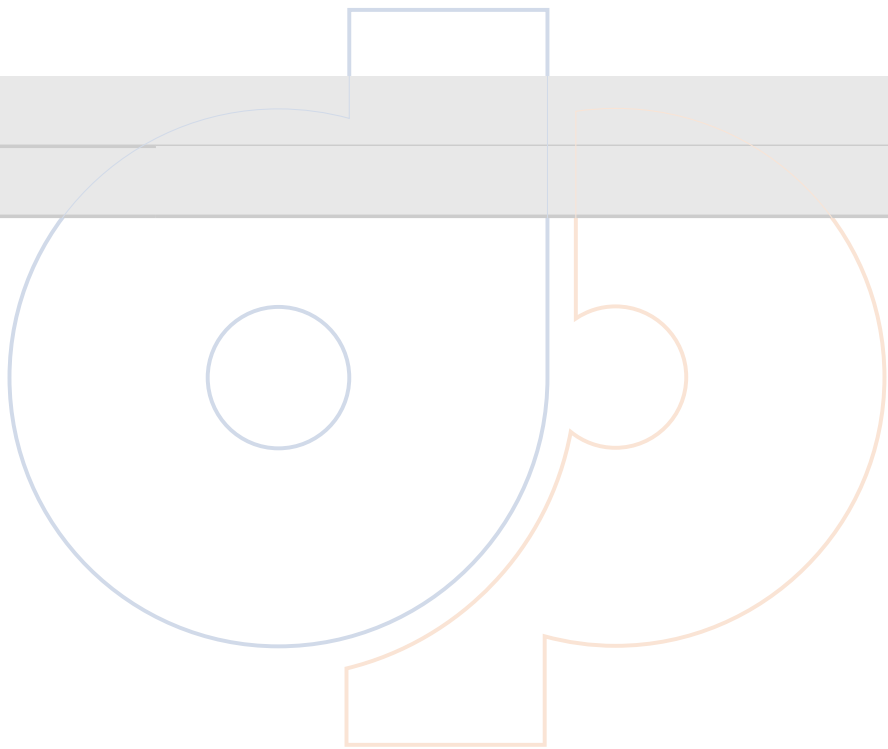
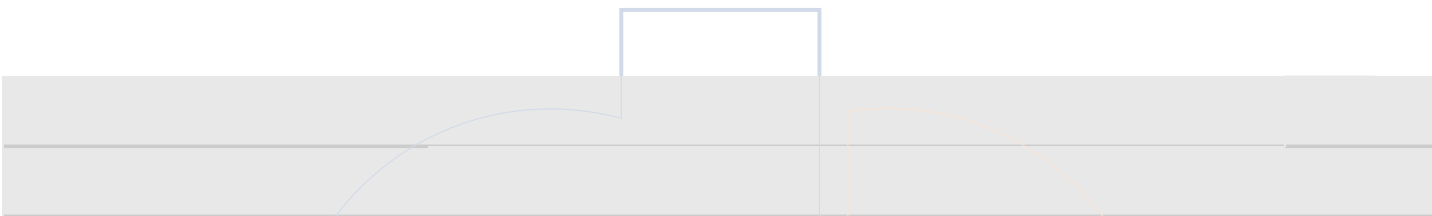








*Dy*





*Dy*




A large grey rectangular area containing a faint watermark of the letters "Dy" and a large, stylized graphic of the letters "MSU" in blue and orange. Below the watermark, there are three small blue vertical bars.




**17. 17. Please identify the program/major in which you are earning a degree. If you have a double major, check both of your majors. (Note: Liberal Arts and Integrated Studies Students, check Liberal Arts or Integrated Studies. Do not check your field of study as a major.)**

Civil Engineering Technology (bachelor's)		0.0%	0
Communication Disorders	<input type="checkbox"/>	10.6%	20
Community Health		0.0%	0
Computer Information Systems		0.0%	0
Computer Science		0.0%	0
Creative Writing (BFA)		0.0%	0
Criminal Justice	<input type="checkbox"/>	7.9%	15
Economics		0.0%	0
Electromechanical Engineering Technology		0.0%	0
<b>Elementary School Education</b>	<input checked="" type="checkbox"/>	<b>26.5%</b>	<b>50</b>
Engineering Graphics & Design		0.0%	0
Engineering Physics		0.0%	0
English		0.0%	0
English Education (TESOL)		0.0%	0
Exercise Science		0.0%	0
Finance		0.0%	0
French		0.0%	0
General Studies (associate's)		0.0%	0
Geosciences		0.0%	0
German		0.0%	0
<b>answered question</b>			<b>189</b>
<b>skipped question</b>			<b>0</b>



*Dy*












**17. 17. Please identify the program/major in which you are earning a degree. If you have a double major, check both of your majors. (Note: Liberal Arts and Integrated Studies Students, check Liberal Arts or Integrated Studies. Do not check your field of study as a major.)**

Television Production	0.0%	0
Theatre	0.0%	0
Wildlife & Conservation Biology	0.0%	0
<b>answered question</b>		<b>189</b>
<b>skipped question</b>		<b>0</b>



**18. 20. What is the highest degree you eventually hope to receive?**

		Response Percent	Response Count
Associate		0.5%	1
Baccalaureate		20.1%	38
<b>Graduate</b>		<b>66.1%</b>	<b>125</b>
Professional		13.2%	25
<b>answered question</b>		<b>189</b>	
<b>skipped question</b>		<b>0</b>	

### 19. 21. Which best describes your situation?

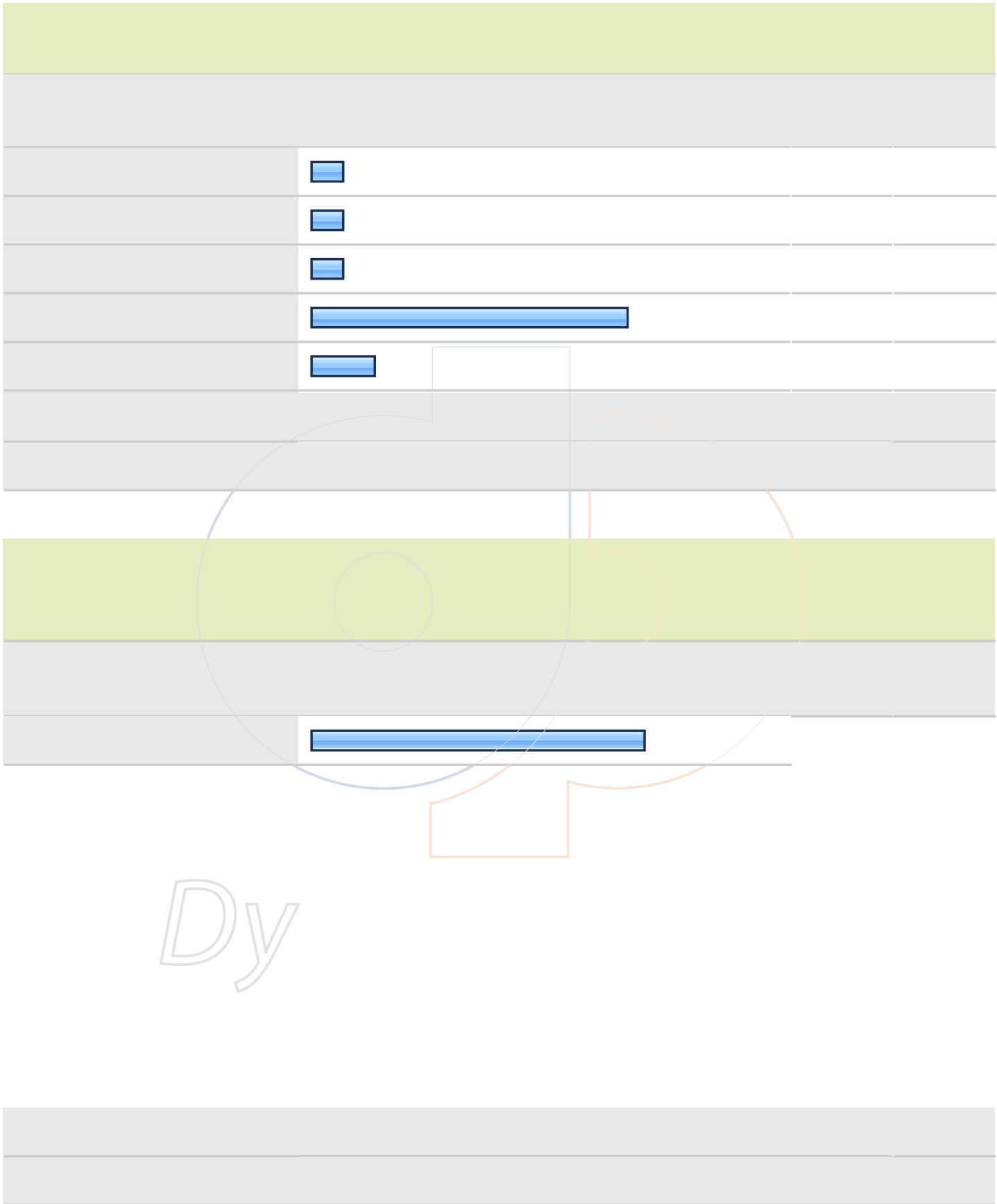
		Response Percent	Response Count
Did not change major/area		57.1%	108
Did not initially declare major/area		4.2%	8
Changed major/area		38.6%	73
		<b>answered question</b>	<b>189</b>
		<b>skipped question</b>	<b>0</b>






*Dy*




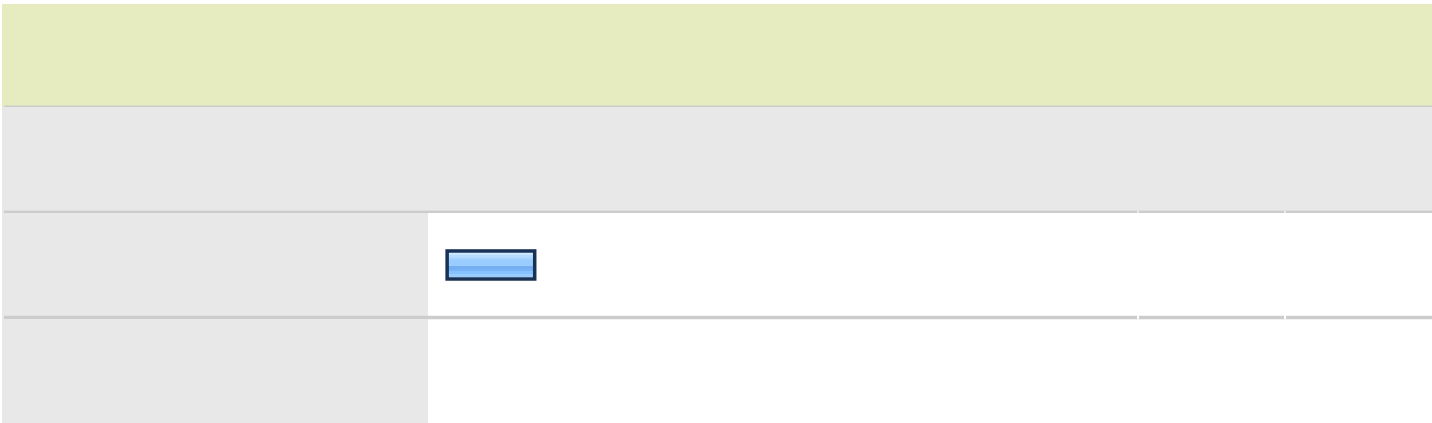




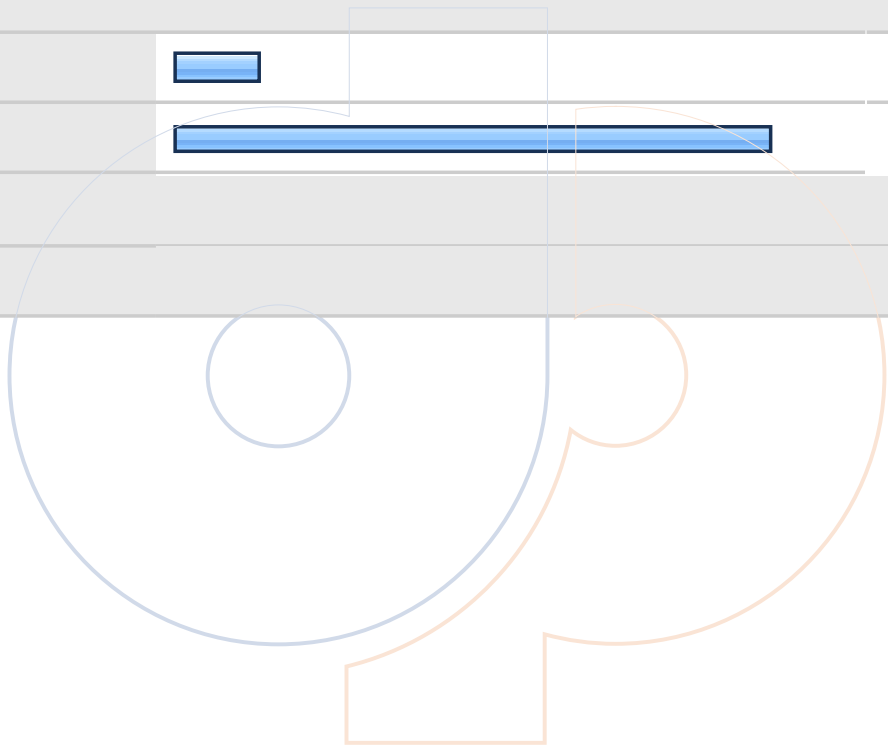
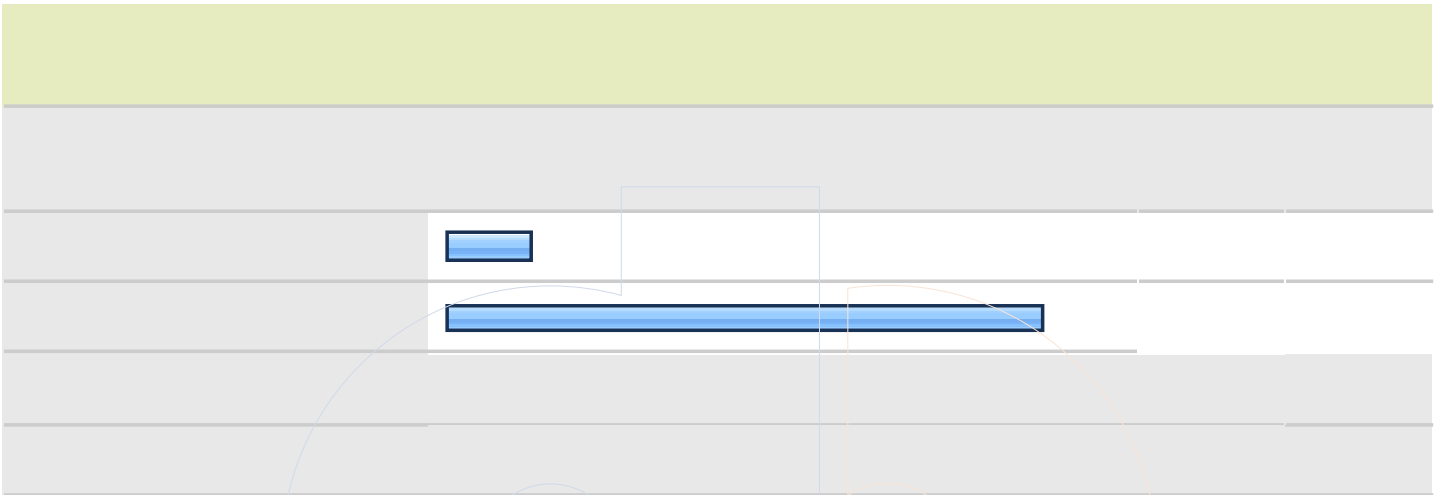
Dy



answered question




*Dy*







Dy





### 31. 33. Which statement best describes your experience with academic advising in your major/area?


		Response Percent	Response Count
Cannot judge; I did not make use of the opportunity.		0.5%	1
<b>I was satisfied with information my adviser provided.</b>		<b>87.2%</b>	<b>164</b>
Advice was inaccurate, incomplete, or misleading.		11.2%	21
My adviser was not available.		1.1%	2
		<b>answered question</b>	<b>188</b>
		<b>skipped question</b>	<b>1</b>

Dy

**31. 33. Which statement best describes your experience with academic advising in your major/area?**

answered question 188

skipped question 1





*Dy*



**32. Questions 34-48 For each of these items, indicate the extent to which you were satisfied.**

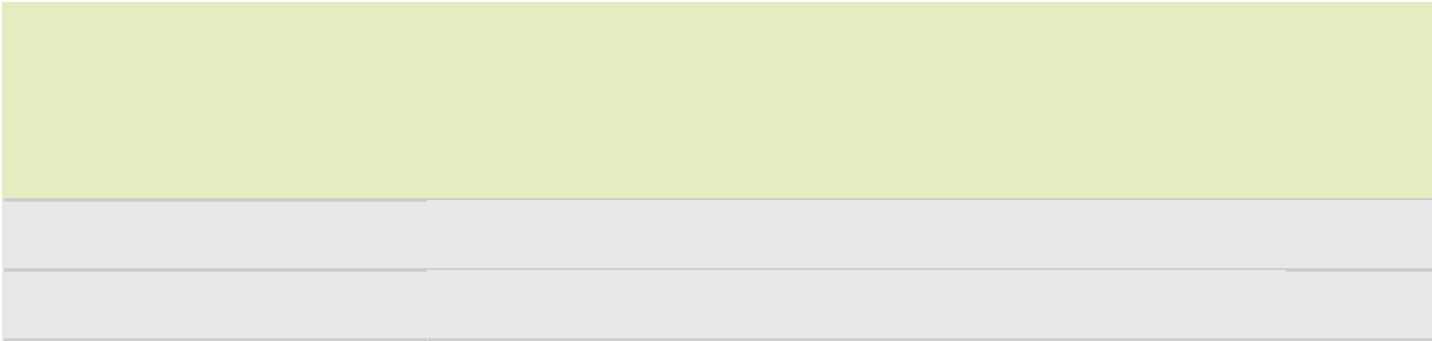
	<b>(108)</b>					
46 Effectiveness of library personnel in meeting your information needs	32.6% (57)	<b>60.0% (105)</b>	5.1% (9)	2.3% (4)	3.23	175
47. Access to on-hand or electronic library resources	35.2% (63)	<b>59.2% (106)</b>	3.4% (6)	2.2% (4)	3.27	179
48. Computer, individual and group work spaces available within University Libraries (Waterfield, Pogue and Overby)	31.6% (56)	<b>61.6% (109)</b>	5.6% (10)	1.1% (2)	3.24	177
<b>answered question</b>						<b>179</b>
<b>skipped question</b>						<b>10</b>

Dy



**33. Questions 49-55 University Studies is designed to offer you a broad base of skills and knowledge and to prepare you for upper division study. Please indicate how effective University Studies at Murray State was in helping you achieve these goals.**

	Very effective	Effective	Ineffective	Very ineffective	Rating Average	Rating Count
49. Writing skills	31.0% (54)	<b>62.6% (109)</b>	6.3% (11)	0.0% (0)	3.25	174
50. Speaking skills	32.8% (57)	<b>64.9% (113)</b>	2.3% (4)	0.0% (0)	3.30	174
51. Critical thinking skills	37.4% (65)	<b>58.0% (101)</b>	3.4% (6)	1.1% (2)	3.32	174
52. Technology skills/computer skills	25.9% (45)	<b>65.5% (114)</b>	7.5% (13)	1.1% (2)	3.16	174
53. General knowledge in the liberal arts and sciences	23.6% (41)	<b>68.4% (119)</b>	7.5% (13)	0.6% (1)	3.15	174
54. International perspectives	23.6% (41)	<b>65.5% (114)</b>	9.8% (17)	1.1% (2)	3.11	174
55. Stimulation of interest in areas outside your chosen field of study	28.2% (49)	<b>63.8% (111)</b>	5.7% (10)	2.3% (4)	3.18	174
<b>answered question</b>						<b>175</b>
<b>skipped question</b>						<b>14</b>

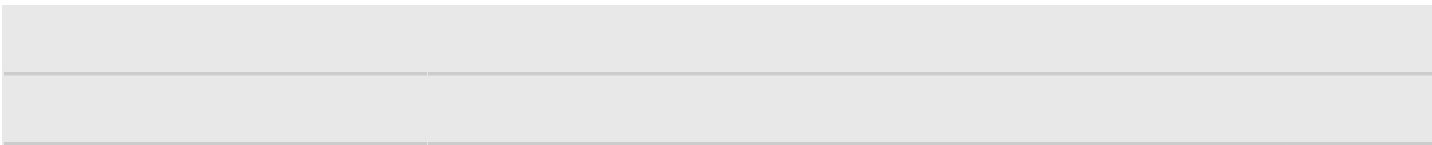
Dy



*Dy*



*Dy*










**34. Questions 56-89** For each of these services, activities or programs that you used, please indicate the extent to which you were satisfied that they met your needs. For those that you did not use, mark the "Did Not Use" option.

82. Student Disability Services (SDS)	10.2% (17)	14.4% (24)	0.6% (1)	0.0% (0)	<b>74.9%</b> <b>(125)</b>	3.38	167	
83. Transcript requests	17.9% (30)	<b>51.2%</b> <b>(86)</b>	4.2% (7)	1.2% (2)	25.6% (43)	3.15	168	
84. Student Support Services (SSS)	14.4% (24)	21.0% (35)	0.6% (1)	0.0% (0)	<b>64.1%</b> <b>(107)</b>	3.38	167	
85. Transfer Center	16.8% (28)	32.9% (55)	1.8% (3)	1.2% (2)	<b>47.3%</b> <b>(79)</b>	3.24	167	
86. University Counseling Services	7.2% (12)	19.8% (33)	1.2% (2)	1.2% (2)	<b>70.7%</b> <b>(118)</b>	3.12	167	
87. Veteran Services	4.2% (7)	11.4% (19)	0.0% (0)	0.6% (1)	<b>83.7%</b> <b>(139)</b>	3.19	166	
88. Wellness Center	29.2% (49)	<b>34.5%</b> <b>(58)</b>	2.4% (4)	0.0% (0)	33.9% (57)	3.41	168	
89. Women's Center	7.8% (13)	17.5% (29)	0.6% (1)	0.6% (1)	<b>73.5%</b> <b>(122)</b>	3.23	166	
<b>answered question</b>							<b>169</b>	
<b>skipped question</b>							<b>20</b>	

Dy

### 35. 90. To what extent did you participate in Residential College activities?

		Response Percent	Response Count
Did not participate		51.8%	87
Frequently		10.1%	17
Occasionally		20.2%	34
Seldom		17.9%	30
<b>answered question</b>			<b>168</b>
<b>skipped question</b>			<b>21</b>



Dy



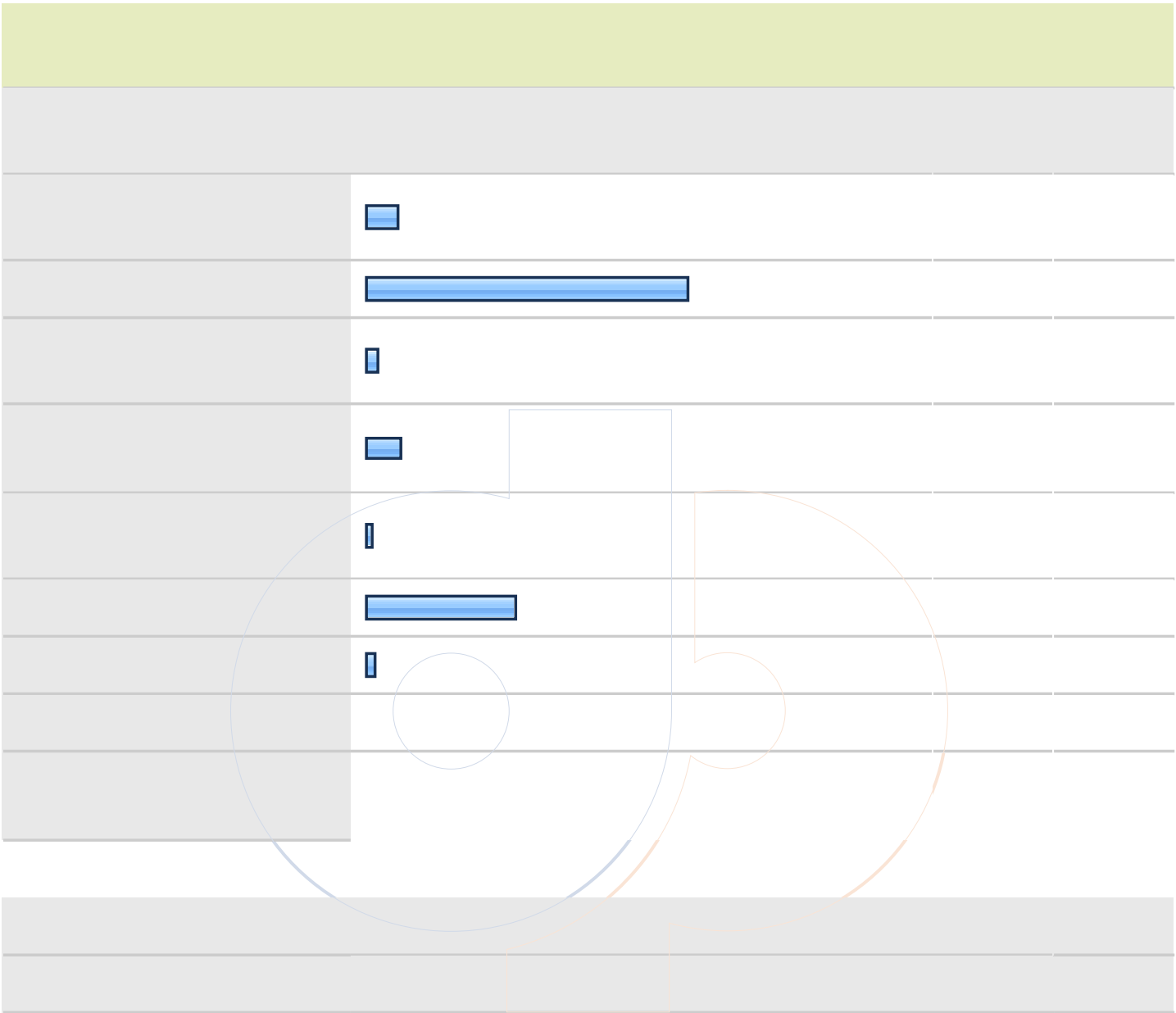




**38. Questions 93-102 The University has formulated ten desired "Characteristics of the Murray State University Graduate." Please indicate how effective your MSU experience was in enhancing your abilities in each area.**

100. Understand the importance of the behaviors necessary to maintain a healthy lifestyle;	40.0% (64)	<b>55.0% (88)</b>	4.4% (7)	0.6% (1)	3.34	160
101. Demonstrate mastery of a chosen field of study;	41.3% (66)	<b>57.5% (92)</b>	0.6% (1)	0.6% (1)	3.39	160
102. Value intellectual pursuit and continuous learning in a changing world.	41.3% (66)	<b>56.3% (90)</b>	2.5% (4)	0.0% (0)	3.39	160
<b>answered question</b>						<b>160</b>
<b>skipped question</b>						<b>29</b>

Dy



Dy


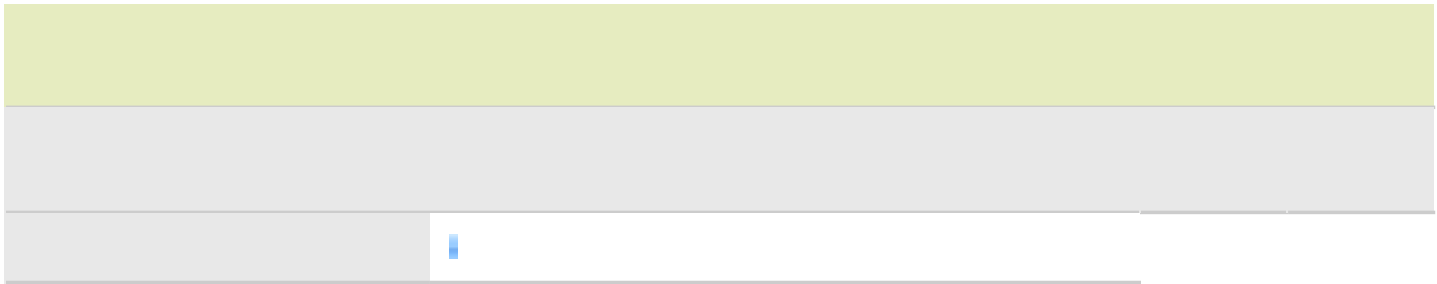
### 39. 103. What do you expect to do after you graduate?

answered question	166
skipped question	23

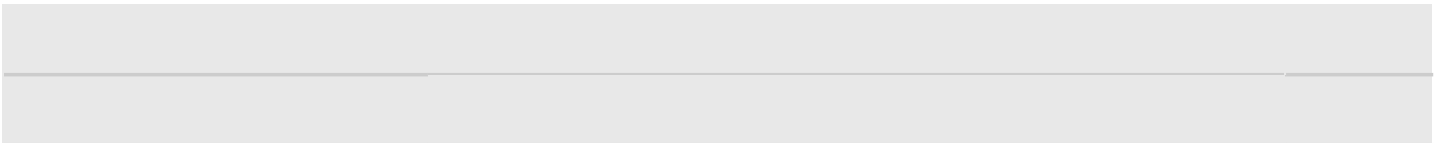
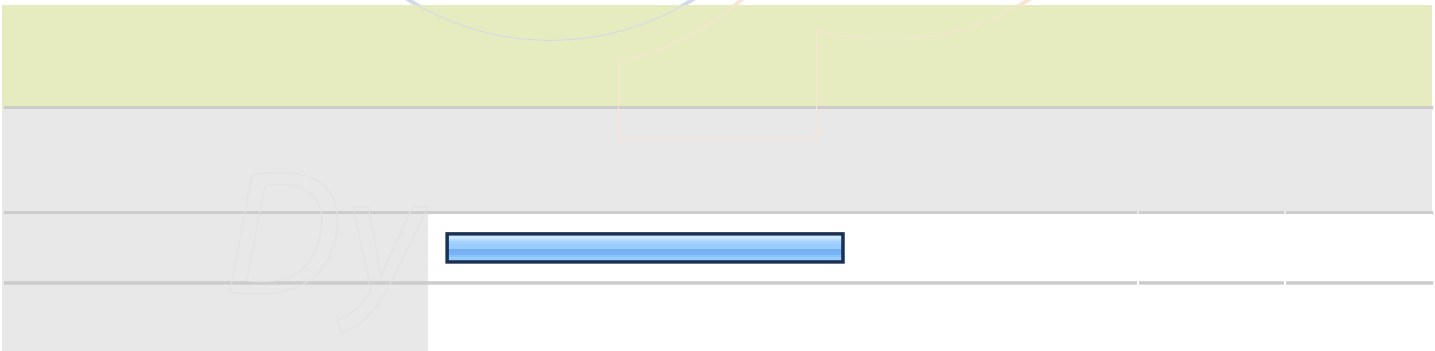
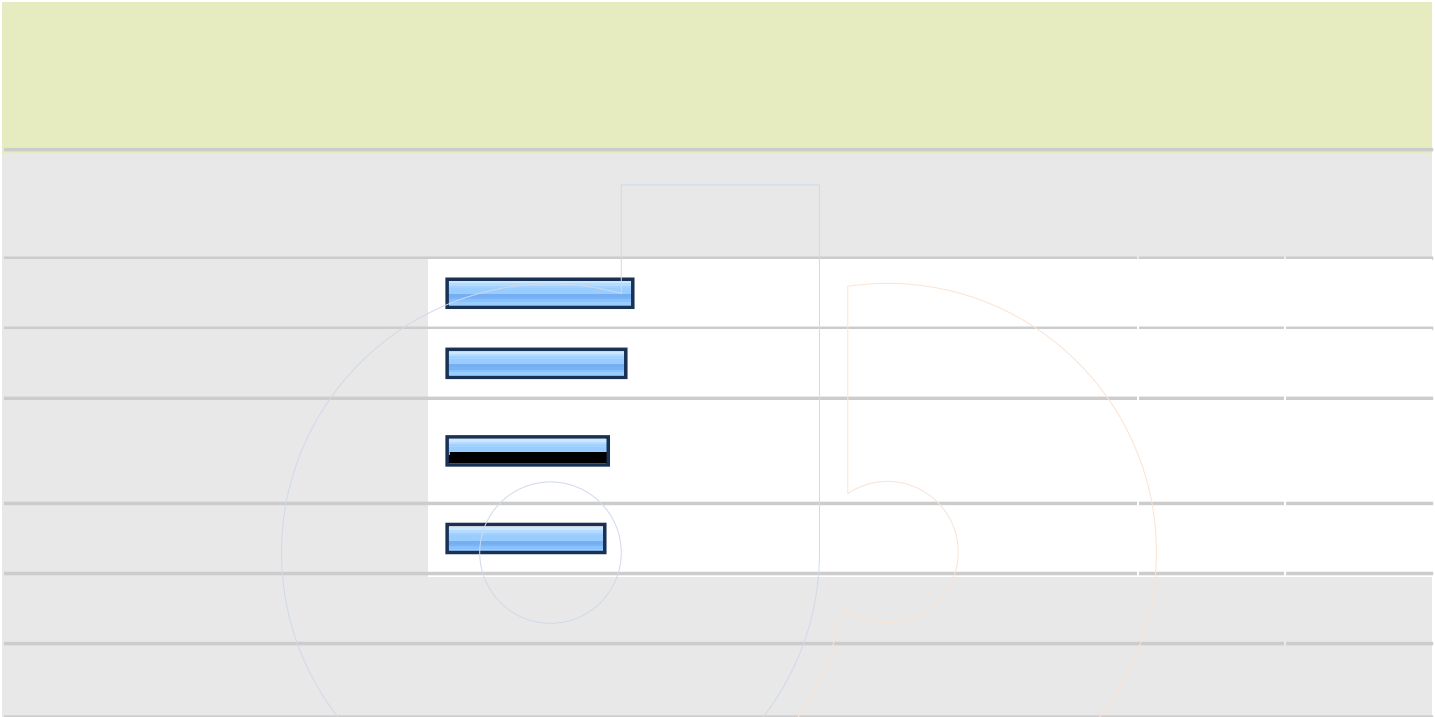

### 40. 104. If you are already employed, how closely related is your job to your field of study?

		Response Percent	Response Count
Extremely close		16.0%	26
Somewhat close		13.6%	22
Somewhat different		3.1%	5
Extremely different		6.2%	10
I cannot determine		1.9%	3
<b>Does not apply</b>		<b>59.3%</b>	<b>96</b>
		<b>answered question</b>	<b>162</b>
		<b>skipped question</b>	<b>27</b>

Dy



*Dy*



#### 44. Feedback:

	Response Count
	22
answered question	22
skipped question	167



**45. 17. Please identify the program/major in which you are earning a degree. If you have a double major, check both of your majors. (Note: Liberal Arts and Integrated Studies Students, check Liberal Arts or Integrated Studies. Do not check your field of study as a major.)**

	Response Percent	Response Count
Accounting	0.0%	0
Advertising	0.0%	0
Business Administration (associate's)	0.0%	0
Business Administration (bachelor's)	0.0%	0
Business GIS (certificate)	0.0%	0
Computer Information Systems	0.0%	0
Computer Science	0.0%	0
Economics	0.0%	0
Finance	0.0%	0
Graphic Communications Media	0.0%	0
International Business	0.0%	0
Journalism	0.0%	0
Management	0.0%	0
Marketing	0.0%	0
Organizational Communication	0.0%	0
Public Relations	0.0%	0
Television Production	0.0%	0
Telecommunications Systems Mgmt	0.0%	0
	<b>answered question</b>	<b>0</b>
	<b>skipped question</b>	<b>189</b>




**45. 17. Please identify the program/major in which you are earning a degree. If you have a double major, check both of your majors. (Note: Liber1.082.3284 Tmm/major in w**


Career & Technical Education (associate's)	0.0%	0
Career & Technical Education (bachelor's)	0.0%	0
Criminal Justice	0.0%	0
Elementary School Education	0.0%	0
Health & Physical Education	0.0%	0
Interdisciplinary Early Childhood Education	0.0%	0
Learning & Behavior Disorders	0.0%	0
Middle School Education	0.0%	0
Recreation & Leisure Services	0.0%	0
Social Work	0.0%	0
Youth & Nonprofit Leadership	0.0%	0
Art	0.0%	0
Creative Writing (BFA)	0.0%	0
English	0.0%	0
English Education (TESOL)	0.0%	0
Philosophy	0.0%	0
International Affairs	0.0%	0
Political Science	0.0%	0
Public Administration	0.0%	0

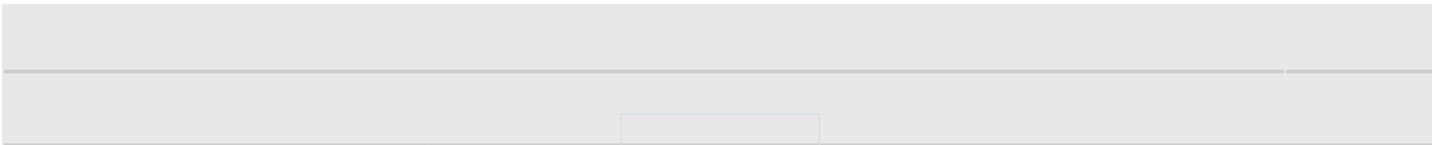


**45. 17. Please identify the program/major in which you are earning a degree. If you have a double major, check both of your majors. (Note: Liberal Arts and Integrated Studies Students, check Liberal Arts or Integrated Studies. Do not check your field of study as a major.)**

Sociology	0.0%	0
History	0.0%	0
Liberal Arts	0.0%	0
French	0.0%	0
German	0.0%	0
Japanese	0.0%	0
Spanish	0.0%	0
Music	0.0%	0
Music Business	0.0%	0
Psychology	0.0%	0
Theatre	0.0%	0
Biology	0.0%	0
Wildlife & Conservation Biology	0.0%	0
Chemistry	0.0%	0
Applied Physics	0.0%	0
Engineering Physics	0.0%	0
Physics	0.0%	0
Geosciences	0.0%	0
Civil Engineering Technology (associate's)	0.0%	0
Civil Engineering Technology (bachelor's)	0.0%	0
<b>answered question</b>		<b>0</b>
<b>skipped question</b>		<b>189</b>



*Dy*





Dy