


	<input type="text"/>
	<input type="checkbox"/>
	<input type="checkbox"/>



Dy

5. 5. What is your residency classification at MSU?

		Response Percent	Response Count
In-state		57.9%	11
Out-of-state		36.8%	7
International		5.3%	1
answered question			19
skipped question			0



5. 5. What is your residency classification at MSU?

answered question	19
skipped question	0

6. 6. Age

		Response Percent	Response Count
24 or younger		89.5%	17
25-34		10.5%	2
35-44		0.0%	0
45 or older		0.0%	0
		answered question	19
		skipped question	0

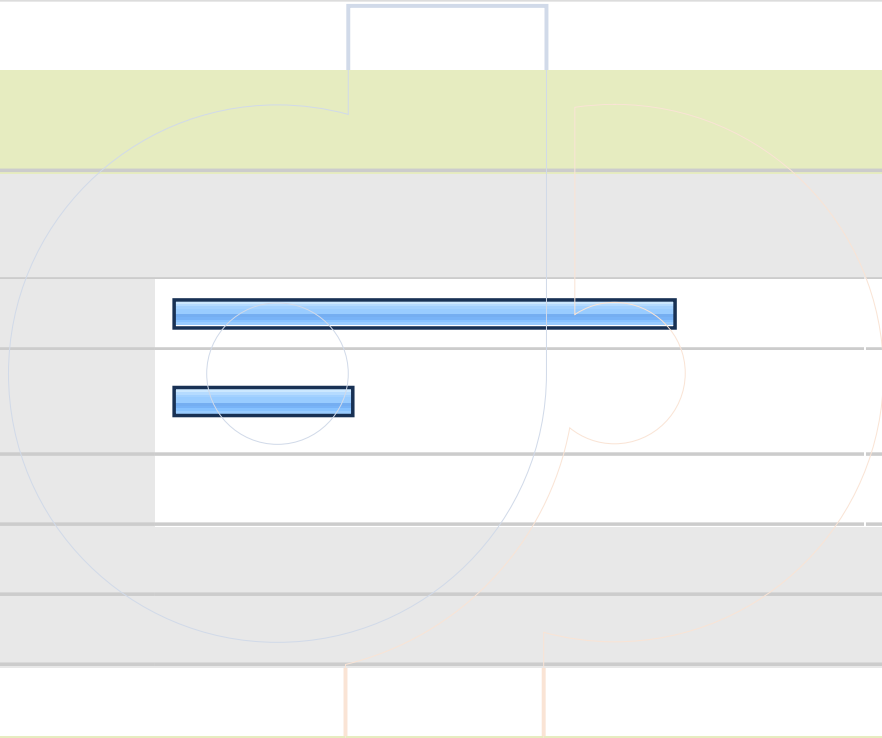
7. 7. Has either of your parents received a bachelor's degree?

		Response Percent	Response Count
Yes		55.6%	10
No		44.4%	8
		answered question	18
		skipped question	1

8. 8. Has either of your parents

[Redacted]


[Redacted]



Dy

[Redacted]

[Redacted]



13. 13. In which Residential College are you a member?

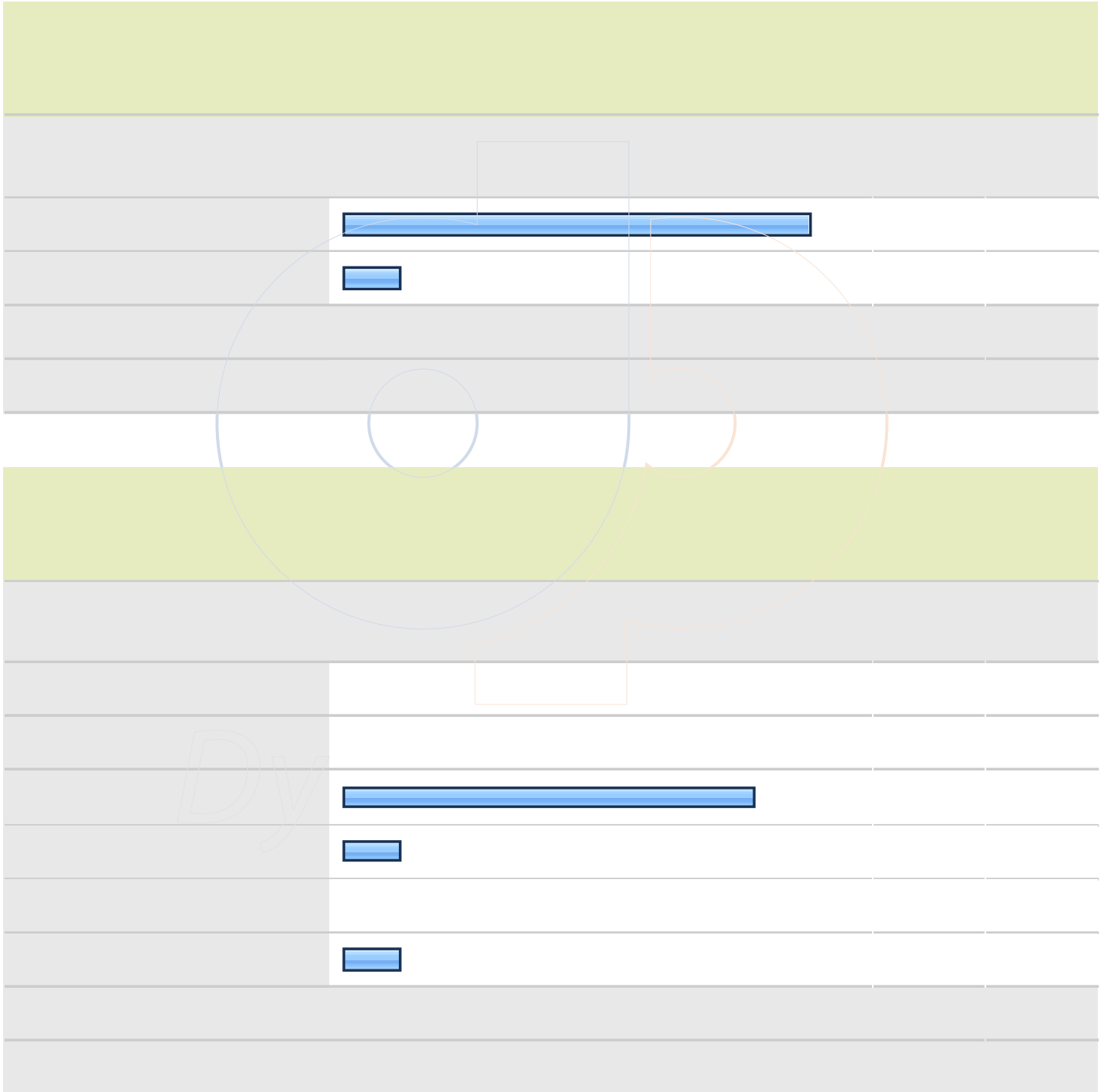
		Response Percent	Response Count
Do not know		5.3%	1
Clark College		10.5%	2
Elizabeth College		26.3%	5
Franklin-Springer Colleges		10.5%	2
Hart College		21.1%	4
Hester College		0.0%	0
Regents College		10.5%	2
Richmond College		0.0%	0
White College		15.8%	3
		answered question	19
		skipped question	0

Dy

13. 13. In which Residential College are you a member?

answered question 19



skipped question 0





Dy

17. 17. Please identify the program/major in which you are earning a degree. If you have a double major, check both of your majors. (Note: Liberal Arts and Integrated Studies Students, check Liberal Arts or Integrated Studies. Do not check your field of study as a major.)

		Response Percent	Response Count
Accounting		0.0%	0
Advertising		0.0%	0
Agricultural Science & Technology (associate's)		0.0%	0
Agricultural Science (bachelor's)		0.0%	0
Animal Technology/Animal-Equine		0.0%	0
Animal Technology/Vet Tech, Pre-Vet		0.0%	0
Applied Physics		0.0%	0
Art		0.0%	0
Athletic Training		0.0%	0
Biology		73.7%	14
Business Administration (associate's)		0.0%	0
Business Administration (bachelor's)		0.0%	0
Career & Technical Education (associate's)		0.0%	0
Career & Technical Education (bachelor's)		0.0%	0
Chemistry		5.3%	1
Civil Engineering Technology (associate's)		0.0%	0
answered question			19
skipped question			0

17. 17. Please identify the program/major in which you are earning a degree. If you have a double major, check both of your majors. (Note: Liberal Arts and Integrated Studies Students, check Liberal Arts or Integrated Studies. Do not check your field of study as a major.)

Civil Engineering Technology (bachelor's)	0.0%	0
Communication Disorders	0.0%	0
Community Health	0.0%	0
Computer Information Systems	0.0%	0
Computer Science	0.0%	0
Creative Writing (BFA)	0.0%	0
Criminal Justice	0.0%	0
Economics	0.0%	0
Electromechanical Engineering Technology	0.0%	0
Elementary School Education	0.0%	0
Engineering Graphics & Design	0.0%	0
Engineering Physics	0.0%	0
English	0.0%	0
English Education (TESOL)	0.0%	0
Exercise Science	0.0%	0
Finance	0.0%	0
French	0.0%	0
General Studies (associate's)	0.0%	0
Geosciences	0.0%	0
German	0.0%	0
answered question		19
skipped question		0

17. 17. Please identify the program/major in which you are earning a degree. If you have a double major, check both of your majors. (Note: Liberal Arts and Integrated Studies Students, check Liberal Arts or Integrated Studies. Do not check your field of study as a major.)

Graphic Communications Media		0.0%	0
Health & Physical Education		0.0%	0
Health Information Administration		0.0%	0
History		0.0%	0
Industrial Technology (associate's)		0.0%	0
Integrated Studies (BIS)	<input checked="" type="checkbox"/>	5.3%	1
Interdisciplinary Early Childhood Education		0.0%	0
Interior Design		0.0%	0
International Business		0.0%	0
International Studies		0.0%	0
Japanese		0.0%	0
Journalism		0.0%	0
Learning & Behavior Disorders		0.0%	0
Liberal Arts		0.0%	0
Logistics & Supply Chain Management		0.0%	0
Management		0.0%	0
Manufacturing Technology		0.0%	0
Marketing		0.0%	0
Mathematics		0.0%	0
answered question			19
skipped question			0

17. 17. Please identify the program/major in which you are earning a degree. If you have a double major, check both of your majors. (Note: Liberal Arts and Integrated Studies Students, check Liberal Arts or Integrated Studies. Do not check your field of study as a major.)

Middle School Education	0.0%	0
Music	0.0%	0
Music Business	0.0%	0
Nonprofit Leadership Studies	0.0%	0
Nursing	0.0%	0
Nursing/RN to BSN	0.0%	0
Nutrition, Dietetics, & Food Mgmt	0.0%	0
Occupational Safety and Health	0.0%	0
Organizational Communication	0.0%	0
Philosophy	0.0%	0
Physics	0.0%	0
Political Science	0.0%	0
Psychology	0.0%	0
Public Administration	0.0%	0
Public Relations	0.0%	0
Recreation & Leisure Services	0.0%	0
Social Work	0.0%	0
Sociology	0.0%	0
Spanish	0.0%	0
Telecommunications Systems Mgmt	0.0%	0
answered question		19
skipped question		0

17. 17. Please identify the program/major in which you are earning a degree. If you

Blank lined area for text entry.

[Redacted text]

Blank lined area for text entry.

[Redacted text]

[Redacted text]

[Redacted text]



19. 21. Which best describes your situation?

		Response Percent	Response Count
Did not change major/area		57.9%	11
Did not initially declare major/area		10.5%	2
Changed major/area		31.6%	6
		answered question	19
		skipped question	0




19. 21. Which best describes your situation?



	answered question	19
	skipped question	0

20. 22. While school was in session during the past year, how many hours per week, on average, did you work for pay?


		Response Percent	Response Count
Did not work		5.3%	1
Worked 1-10 hrs		31.6%	6
Worked 11-20 hrs		42.1%	8
Worked 21-30 hrs		10.5%	2
Worked 31-40 hrs		10.5%	2
Worked over 40 hrs		0.0%	0
	answered question		19
	skipped question		0


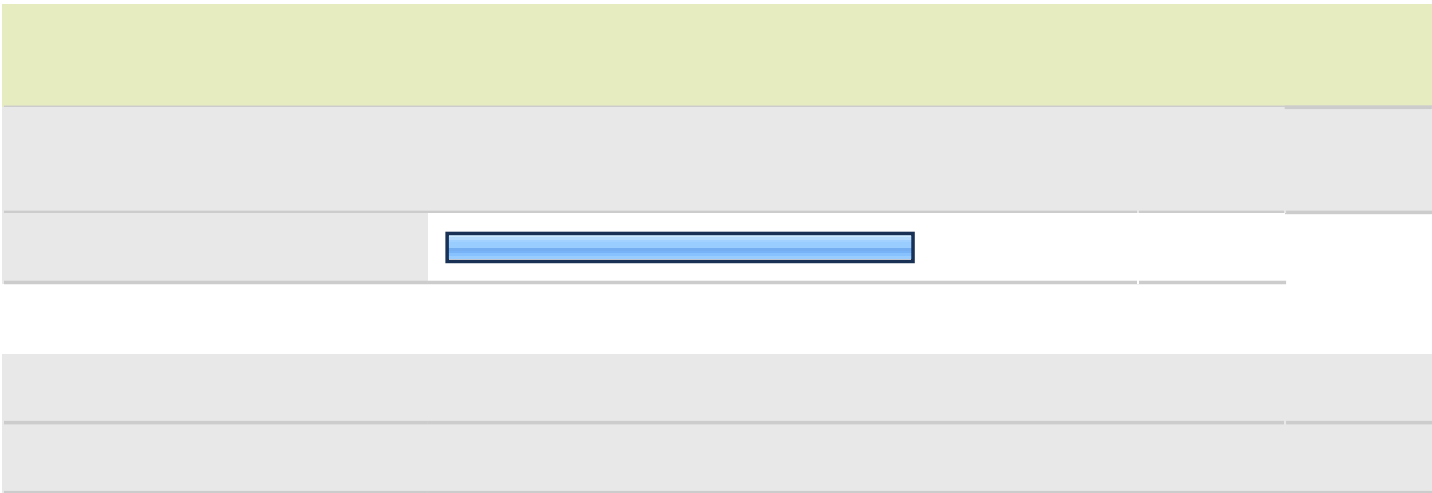


22. 24. What time would you have preferred?

		Response Percent	Response Count
Late afternoon		0.0%	0
Evening		0.0%	0
Weekend		20.0%	1
During the day		80.0%	4
Online		0.0%	0
answered question			5
skipped question			14








23. 25. Which best describes the location where you completed the majority of your courses?

		Response Percent	Response Count
Murray		100.0%	19
Paducah		0.0%	0
Ft. Campbell		0.0%	0
Madisonville		0.0%	0
Hopkinsville		0.0%	0
Henderson		0.0%	0
Online		0.0%	0
Other (please specify)		0.0%	0
answered question			19
skipped question			0


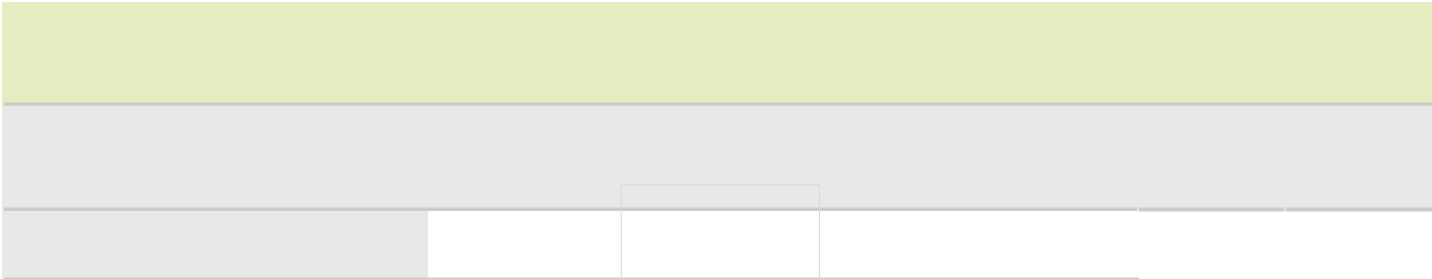



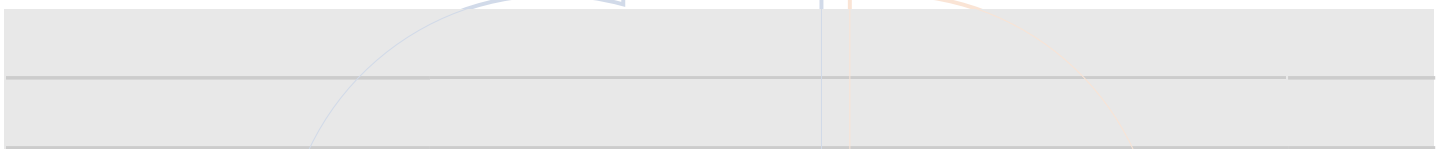
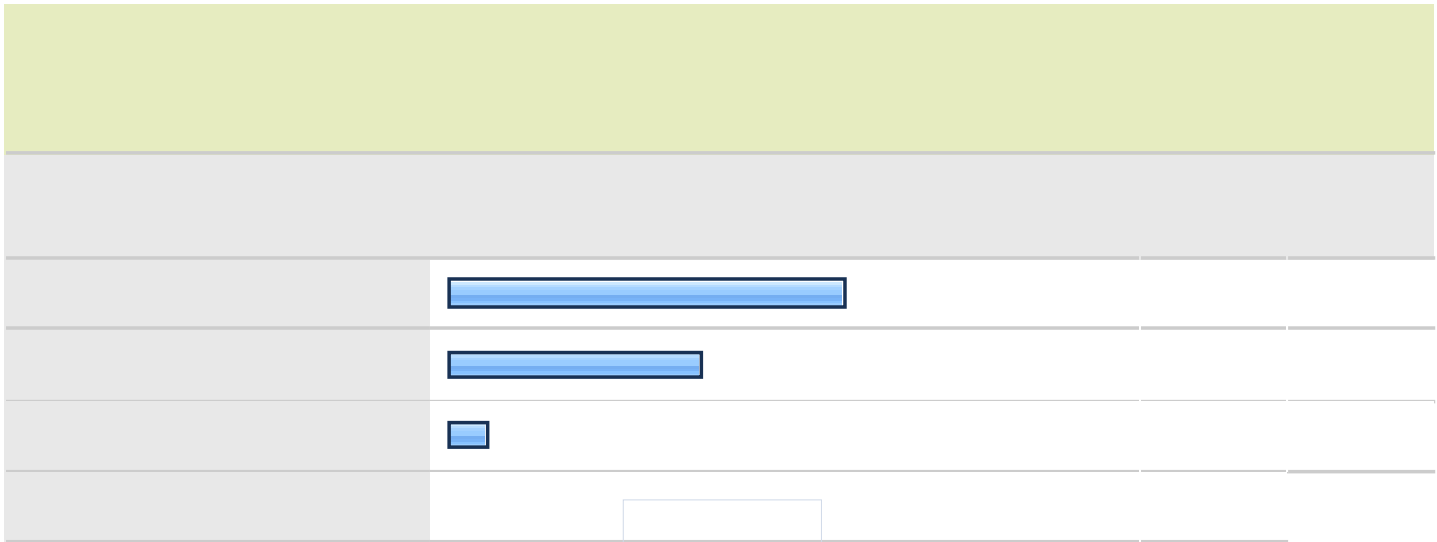
Dy

26. 28. Why did it take you an extra semester or more?

		Response Percent	Response Count
Work obligation limited my enrollment.		28.6%	2
Family obligations limited my enrollment.		28.6%	2
Tuition and other costs of attendance limited my enrollment.		14.3%	1
A decision to change majors added to my requirements.		14.3%	1
A required course or courses were not offered.		42.9%	3
Credits were lost transferring to Murray State.		14.3%	1
Other (please specify)		28.6%	2
		answered question	7
		skipped question	12

Dy





Dy

31. 33. Which statement best describes your experience with academic advising in your major/area?


		Response Percent	Response Count
Cannot judge; I did not make use of the opportunity.		0.0%	0
I was satisfied with information my adviser provided.		73.7%	14
Advice was inaccurate, incomplete, or misleading.		26.3%	5
My adviser was not available.		0.0%	0
		answered question	19
		skipped question	0

Dy

31. 33. Which statement best describes your experience with academic advising in your major/area?

answered question




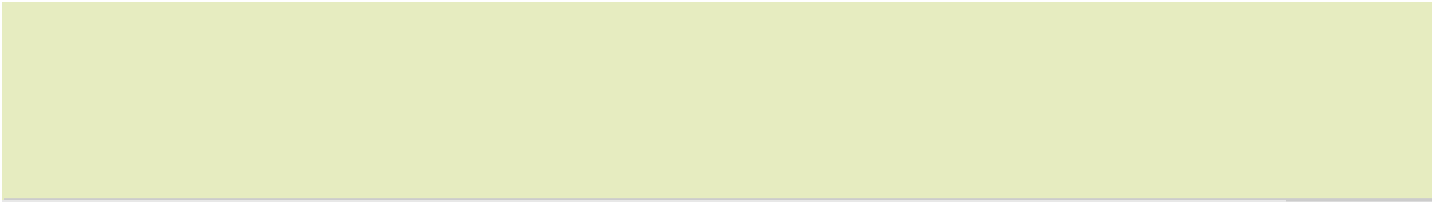


32. Questions 34-48 For each of these items, indicate the extent to which you were satisfied.

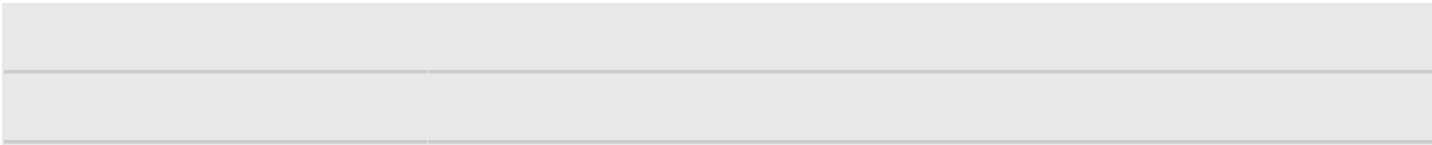
46 Effectiveness of library personnel in meeting your information needs	21.1% (4)	68.4% (13)	10.5% (2)	0.0% (0)	3.11	19
47. Access to on-hand or electronic library resources	42.1% (8)	47.4% (9)	5.3% (1)	5.3% (1)	3.26	19
48. Computer, individual and group work spaces available within University Libraries (Waterfield, Pogue and Overby)	26.3% (5)	57.9% (11)	15.8% (3)	0.0% (0)	3.11	19
answered question						19
skipped question						0

33. Questions 49-55 University Studies is designed to offer you a broad base of skills and knowledge and to prepare you for upper division study. Please indicate how effective University Studies at Murray State was in helping you achieve these goals.

	Very effective	Effective	Ineffective	Very ineffective	Rating Average	Rating Count
49. Writing skills	33.3% (6)	61.1% (11)	5.6% (1)	0.0% (0)	3.28	18
50. Speaking skills	27.8% (5)	72.2% (13)	0.0% (0)	0.0% (0)	3.28	18
51. Critical thinking skills	33.3% (6)	50.0% (9)	16.7% (3)	0.0% (0)	3.17	18
52. Technology skills/computer skills	16.7% (3)	55.6% (10)	22.2% (4)	5.6% (1)	2.83	18
53. General knowledge in the liberal arts and sciences	27.8% (5)	55.6% (10)	16.7% (3)	0.0% (0)	3.11	18
answered question						18
skipped question						1



Dy


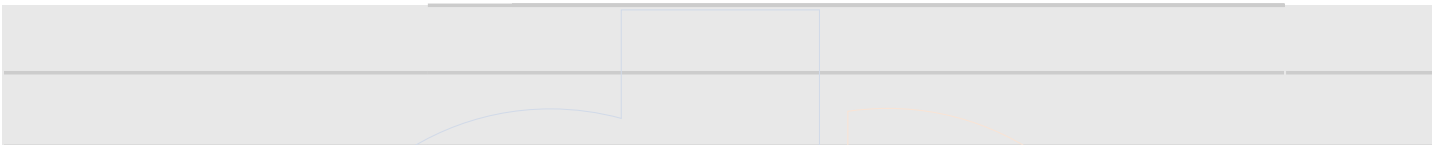
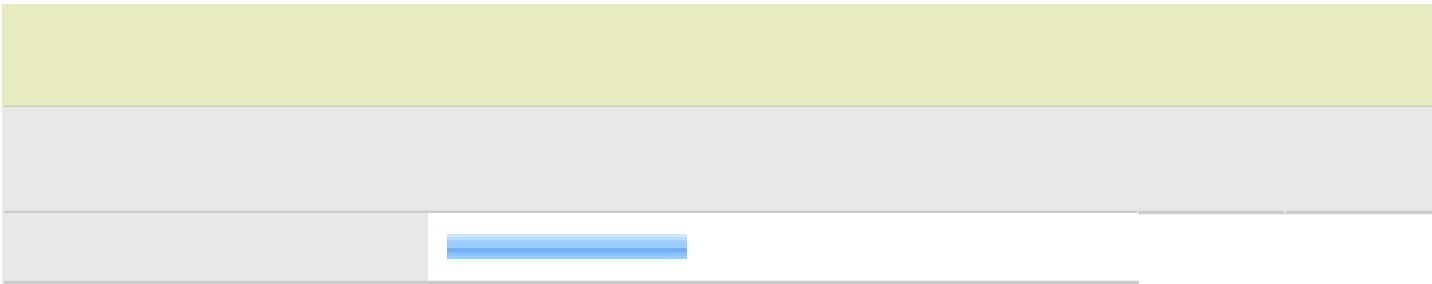


68. International student support services	0.0% (0)	11.1% (2)	0.0% (0)	0.0% (0)	88.9% (16)	3.00	18
69. Internet and wireless access for study and research needs	11.1% (2)	61.1% (11)	5.6% (1)	11.1% (2)	11.1% (2)	2.81	18
70. Intramural Sports and Recreation	16.7% (3)	61.1% (11)	5.6% (1)	0.0% (0)	16.7% (3)	3.13	18
71. LGBT programs	0.0% (0)	22.2% (4)	0.0% (0)	0.0% (0)	77.8% (14)	3.00	18
72. Lowry Center/Developmental courses and tutoring	11.1% (2)	22.2% (4)	0.0% (0)	0.0% (0)	66.7% (12)	3.33	18
73. Library	33.3% (6)	50.0% (9)	11.1% (2)	0.0% (0)	5.6% (1)	3.24	18
74. MSU web site	22.2% (4)	72.2% (13)	0.0% (0)	0.0% (0)	5.6% (1)	3.24	18
75. NCAA Sports	11.1% (2)	27.8% (5)	0.0% (0)	5.6% (1)	55.6% (10)	3.00	18
76. Online courses that are not Blackboard or Canvas	5.6% (1)	11.1% (2)	5.6% (1)	5.6% (1)	72.2% (13)	2.60	18
77. Public Safety/Security Services	16.7% (3)	61.1% (11)	0.0% (0)	0.0% (0)	22.2% (4)	3.21	18
78. Registration through myGate	5.6% (1)	77.8% (14)	16.7% (3)	0.0% (0)	0.0% (0)	2.89	18

34. Questions 56-89 For each of these services, activities or programs that you used, please indicate the extent to which you were satisfied that they met your needs. For those that you did not use, mark the "Did Not Use" option.

82. Student Disability Services (SDS)	5.6% (1)	22.2% (4)	0.0% (0)	0.0% (0)	72.2% (13)	3.20	18	
83. Transcript requests	11.1% (2)	66.7% (12)	16.7% (3)	0.0% (0)	5.6% (1)	2.94	18	
84. Student Support Services (SSS)	5.6% (1)	11.1% (2)	0.0% (0)	0.0% (0)	83.3% (15)	3.33	18	
85. Transfer Center	0.0% (0)	38.9% (7)	5.6% (1)	0.0% (0)	55.6% (10)	2.88	18	
86. University Counseling Services	5.6% (1)	11.1% (2)	0.0% (0)	0.0% (0)	83.3% (15)	3.33	18	
87. Veteran Services	0.0% (0)	5.6% (1)	0.0% (0)	5.6% (1)	88.9% (16)	2.00	18	
88. Wellness Center	27.8% (5)	66.7% (12)	5.6% (1)	0.0% (0)	0.0% (0)	3.22	18	
89. Women's Center	5.6% (1)	5.6% (1)	0.0% (0)	0.0% (0)	88.9% (16)	3.50	18	
answered question							18	
skipped question							1	

Dy



Dy

35. 90. To what extent did you participate in Residential College activities?

answered question	17
skipped question	2

36. 91. Which phrase best describes your opinion of Residential Colleges?

		Response Percent	Response Count
Not familiar with Residential Colleges		23.5%	4
Very positive		11.8%	2
Positive		58.8%	10
Negative		0.0%	0
Very negative		5.9%	1
		answered question	17
		skipped question	2

37. 92. When you graduate how many times will you have studied abroad during your university career?

		Response Percent	Response Count
None		76.5%	13
One		23.5%	4
Two		0.0%	0
Three or more		0.0%	0
		answered question	17
		skipped question	2







38. Questions 93-102 The University has formulated ten desired "Characteristics of the Murray State University Graduate." Please indicate how effective your MSU experience was in enhancing your abilities in each area.

	Very effective	Effective	Ineffective	Very ineffective	Rating Average	Rating Count
93. Engage in mature, independent and creative thought and express that thought effectively in oral and written communication;	13.3% (2)	73.3% (11)	13.3% (2)	0.0% (0)	3.00	15
94. Understand and apply the critical and scientific methodologies that academic disciplines employ to discover knowledge and ascertain its validity;	26.7% (4)	66.7% (10)	0.0% (0)	6.7% (1)	3.13	15
95. Apply sound standards of information gathering, analysis and evaluation to reach logical decisions;	26.7% (4)	66.7% (10)	6.7% (1)	0.0% (0)	3.20	15
96. Understand the roles and applications of science and technology in the solution of the problems of a changing world;	26.7% (4)	66.7% (10)	6.7% (1)	0.0% (0)	3.20	15
97. Demonstrate a critical understanding of the world's historical, literary, philosophical and artistic traditions;	13.3% (2)	60.0% (9)	20.0% (3)	6.7% (1)	2.80	15
98. Understand the dynamics of cultural diversity, of competing economic and political systems, and of complex moral and ethical issues;	20.0% (3)	53.3% (8)	13.3% (2)	13.3% (2)	2.80	15
99. Understand the nature of and engage in ethical behavior and responsible citizenship;	13.3% (2)	66.7% (10)	13.3% (2)	6.7% (1)	2.87	15
				answered question		15
				skipped question		4



Dy

39. 103. What do you expect to do after you graduate?

		Response Percent	Response Count
I am unsure of my immediate plans.		6.7%	1
I will look for a job.		26.7%	4
I will continue working in the position I now have.		13.3%	2
I will work at a position I recently accepted.		0.0%	0
I will do additional undergraduate work.		0.0%	0
I will go to graduate school.		6.7%	1
I will go to law school.		0.0%	0
I will go to medical school.		13.3%	2
I will go to other professional school.		33.3%	5
I will not work or attend school.		0.0%	0
		answered question	15
		skipped question	4

Dy

39. 103. What do you expect to do after you graduate?

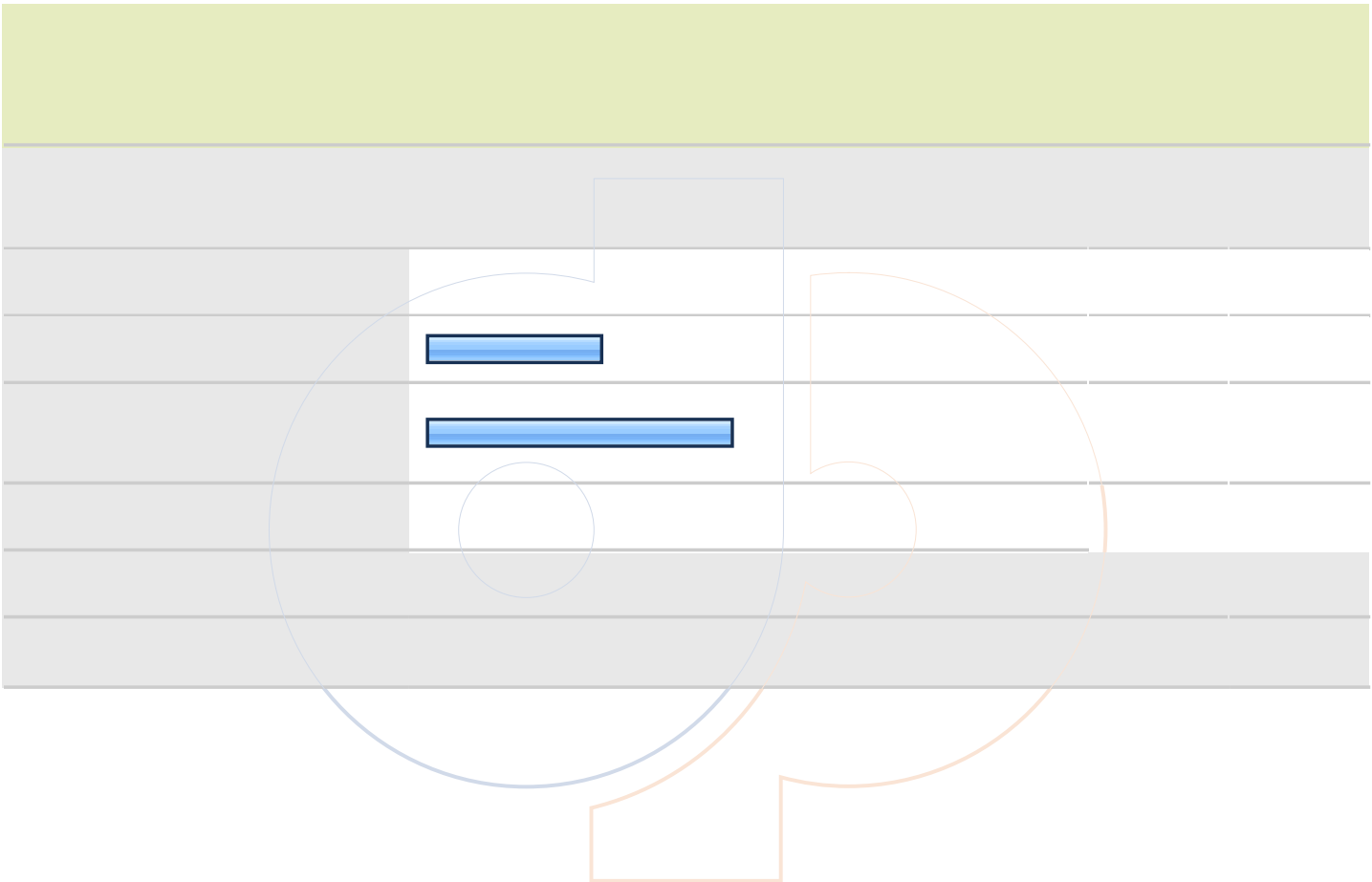
answered question 15

skipped question 4

40. 104. If you are already employed, how closely related is your job to your field of study?

		Response Percent	Response Count
Extremely close		20.0%	3
Somewhat close		13.3%	2
Somewhat different		0.0%	0
Extremely different		20.0%	3
I cannot determine		0.0%	0
Does not apply		46.7%	7
		answered question	15
		skipped question	4

Dy



Dy

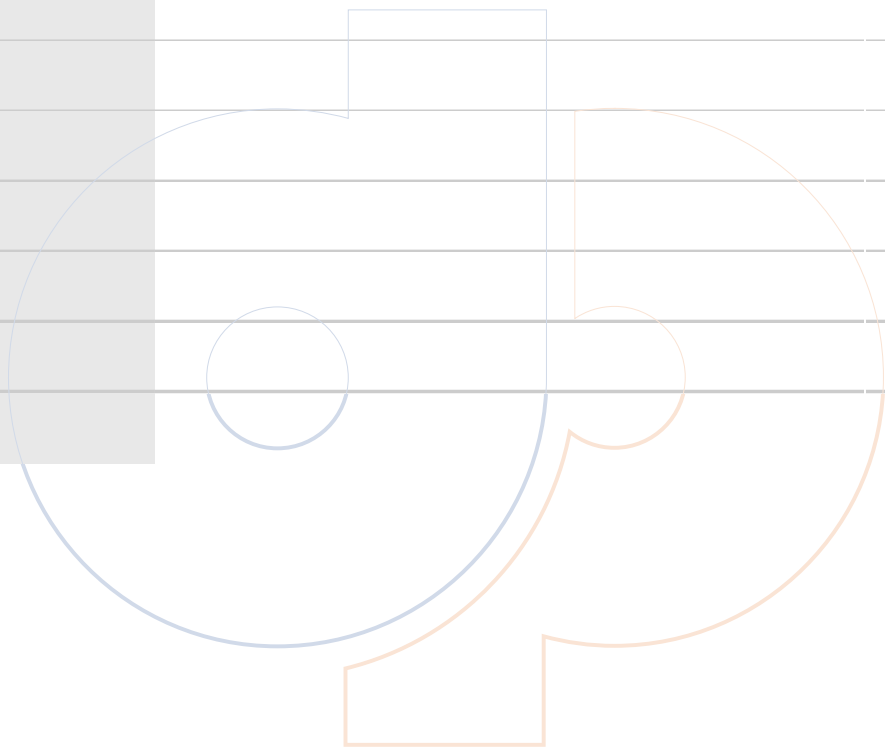


44. Feedback:

	Response Count
	0
answered question	0
skipped question	19

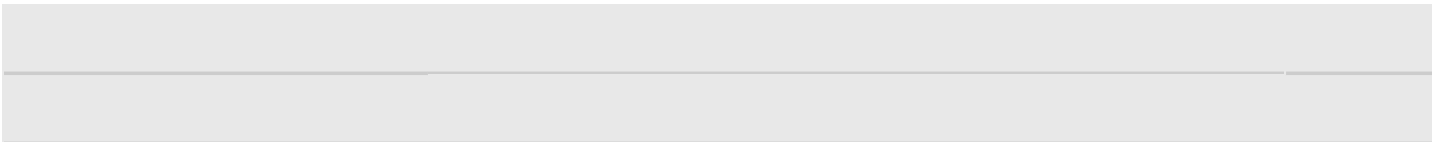


45. 17. Please identify the program/major in which you are earning a degree. If you have a double major, check both of your majors. (Note: Liberal Arts and Integrated Studies Students, check Liberal Arts or Integrated Studies. Do not check your field of study as a major.)

	Response Percent	Response Count
Accounting	0.0%	0
Advertising	0.0%	0
Business Administration (associate's)	0.0%	0
Business Administration (bachelor's)	0.0%	0
Business GIS (certificate)	0.0%	0
Computer Information Systems	0.0%	0
Computer Science	0.0%	0
Economics	0.0%	0
Finance	0.0%	0
Graphic Communications Media	0.0%	0
International Business	0.0%	0
Journalism	0.0%	0
Management	0.0%	0
Marketing	0.0%	0
Organizational Communication	0.0%	0
Public Relations	0.0%	0
Television Production	0.0%	0
Telecommunications Systems Mgmt	0.0%	0
	answered question	0
	skipped question	19



Dy





Dy



45. 17. Please identify the program/major in which you are earning a degree. If you have a double major, check both of your majors. (Note: Liberal Arts and Integrated Studies Students, check Liberal Arts or Integrated Studies. Do not check your field of study as a major.)

Integrated Studies (BIS)	0.0%	0
General Studies (associate's)	0.0%	0
answered question		0
skipped question		19

