

MSU Senior Survey

1. 1. Graduation Date

Month

	May	August	December	Response Count
--	-----	--------	----------	----------------

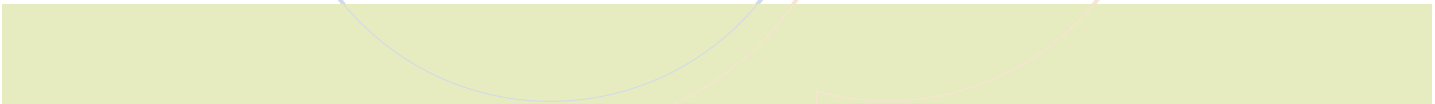
Please select the month and year that you plan to graduate:	46.2% (6)			
---	-----------	--	--	--

--	--	--	--	--

--	--	--	--	--

			answered question	13
--	--	--	-------------------	----

			skipped question	0
--	--	--	------------------	---




--	--	--	--	--

--	--	--	--	--


--	--	--	--	--

--	--	--	--	--

--	--	--	--	--



Dy



Dy

5. 5. What is your residency classification at MSU?


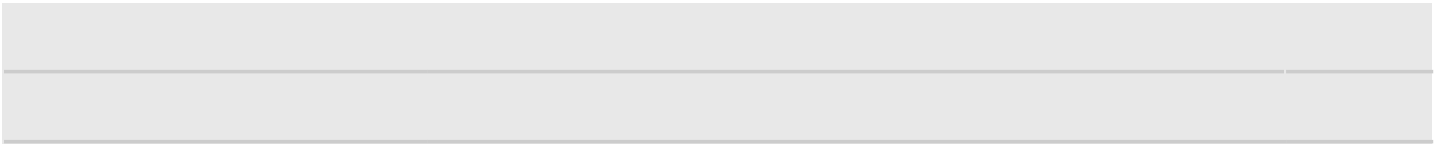
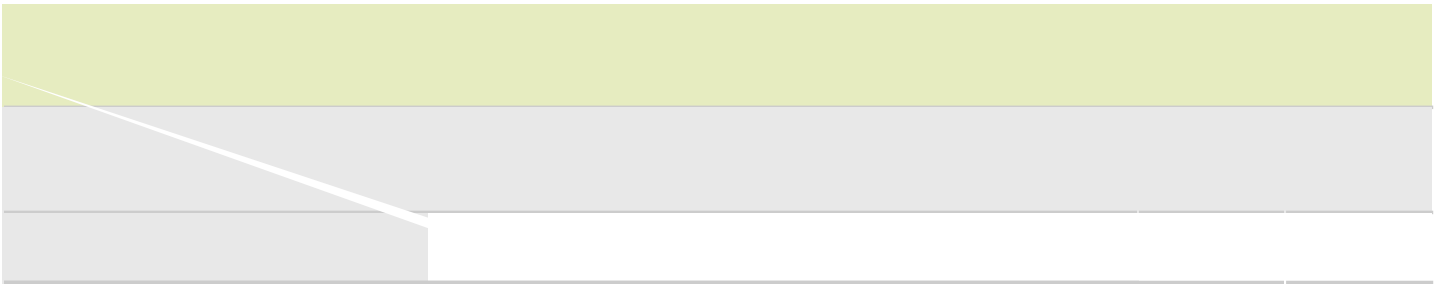
answered question	13
skipped question	0

6. 6. Age

		Response Percent	Response Count
24 or younger		84.6%	11
25-34		15.4%	2
35-44		0.0%	0
45 or older		0.0%	0
		answered question	13
		skipped question	0

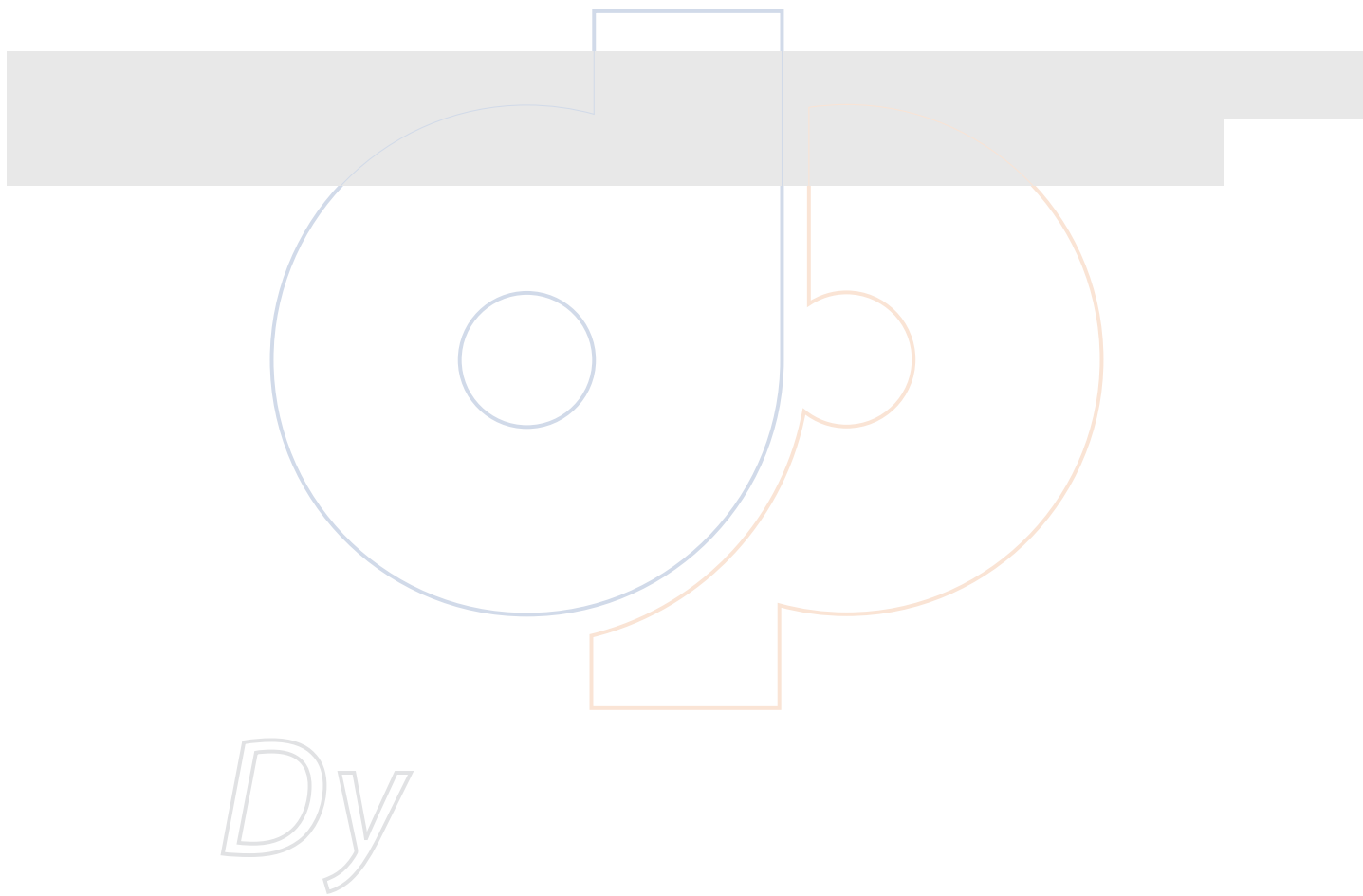
7. 7. Has either of your parents received a bachelor's degree?

		Response Percent	Response Count
Yes		61.5%	8
No		38.5%	5
		answered question	13
		skipped question	0



Dy












13. 13. In which Residential College are you a member?

answered question	13
skipped question	0

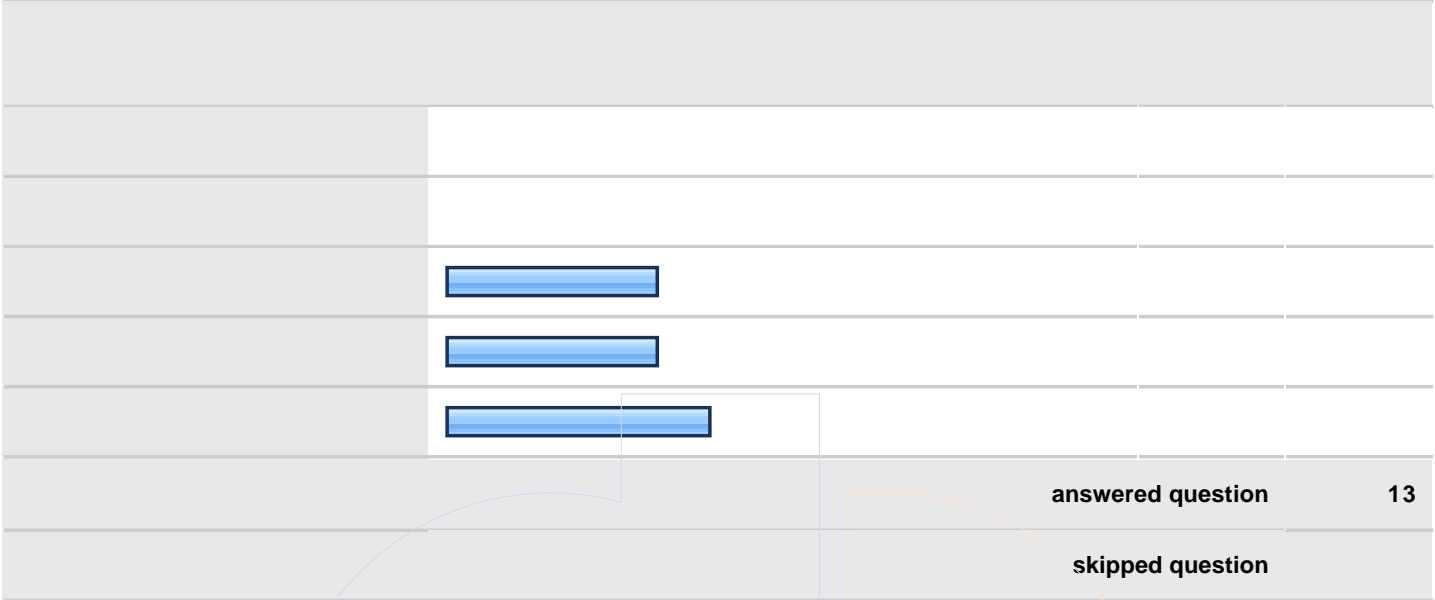
14. 14. Have you ever received any type of Financial Aid while at MSU? (scholarships, grants, work-study, etc.)

		Response Percent	Response Count
Yes		84.6%	11
No		15.4%	2
		answered question	13
		skipped question	0

15. 15. How many years will it take you to complete your degree from the point of your initial enrollment in college (including any time at a previous institution)?

		Response Percent	Response Count
Two		0.0%	0
Three		15.4%	2
Four		46.2%	6
Five		30.8%	4
Six		7.7%	1
More than six		0.0%	0
		answered question	13
		skipped question	0

16. 16. In what range does your grade point average fall?



Dy

17. 17. Please identify the program/major in which you are earning a degree. If you have a double major, check both of your majors. (Note: Liberal Arts and Integrated Studies Students, check Liberal Arts or Integrated Studies. Do not check your field of study as a major.)

Civil Engineering Technology (bachelor's)	0.0%	0
Communication Disorders	0.0%	0
Community Health	0.0%	0
Computer Information Systems	0.0%	0
Computer Science	0.0%	0
Creative Writing (BFA)	0.0%	0
Criminal Justice	0.0%	0
Economics	0.0%	0
Electromechanical Engineering Technology	0.0%	0
Elementary School Education	0.0%	0
Engineering Graphics & Design	0.0%	0
Engineering Physics	0.0%	0
English	0.0%	0
English Education (TESOL)	0.0%	0
Exercise Science	0.0%	0
Finance	0.0%	0
French	0.0%	0
General Studies (associate's)	0.0%	0
Geosciences	0.0%	0
German	0.0%	0
answered question		13
skipped question		0

17. 17. Please identify the program/major in which you are earning a degree. If you have a double major, check both of your majors. (Note: Liberal Arts and Integrated Studies Students, check Liberal Arts or Integrated Studies. Do not check your field of study as a major.)

Graphic Communications Media	0.0%	0
Health & Physical Education	0.0%	0
Health Information Administration	0.0%	0
History	0.0%	0
Industrial Technology (associate's)	0.0%	0
Integrated Studies (BIS)	0.0%	0
Interdisciplinary Early Childhood Education	0.0%	0
Interior Design	0.0%	0
International Business	0.0%	0
International Studies	0.0%	0
Japanese	0.0%	0
Journalism	0.0%	0
Learning & Behavior Disorders	0.0%	0
Liberal Arts	0.0%	0
Logistics & Supply Chain Management	0.0%	0
Management	0.0%	0
Manufacturing Technology	0.0%	0
Marketing	0.0%	0
Mathematics	0.0%	0
answered question		13
skipped question		0




17. 17. Please identify the program/major in which you are earning a degree. If you have a double major, check both of your majors. (Note: Liberal Arts and Integrated Studies Students, check Liberal Arts or Integrated Studies. Do not check your field of study as a major.)


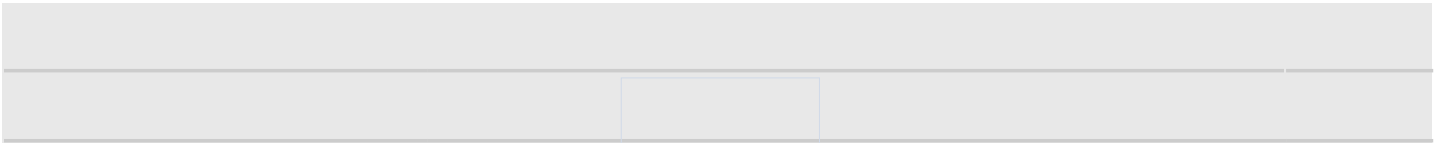
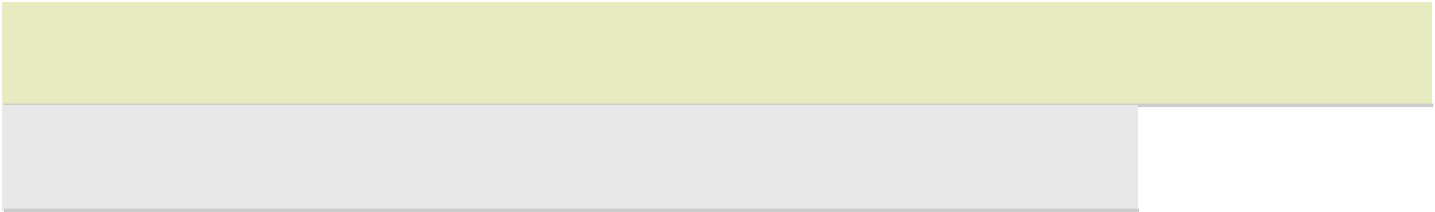
Middle School Education	0.0%	0
Music	0.0%	0
Music Business	0.0%	0
Nonprofit Leadership Studies	0.0%	0
Nursing	0.0%	0
Nursing/RN to BSN	0.0%	0
Nutrition, Dietetics, & Food Mgmt	0.0%	0
Occupational Safety and Health	0.0%	0
Organizational Communication	0.0%	0
Philosophy	0.0%	0
Physics	0.0%	0
Political Science	0.0%	0
Psychology	0.0%	0
Public Administration	0.0%	0
Public Relations	0.0%	0
Recreation & Leisure Services	0.0%	0
Social Work	0.0%	0
Sociology	0.0%	0
Spanish	0.0%	0
Telecommunications Systems Mgmt	0.0%	0
answered question		13
skipped question		0

17. 17. Please identify the program/major in which you are earning a degree. If you have a double major, check both of your majors. (Note: Liberal Arts and Integrated Studies Students, check Liberal Arts or Integrated Studies. Do not check your field of study as a major.)

Television Production	0.0%	0
Theatre	0.0%	0
Wildlife & Conservation Biology	0.0%	0
answered question		13
skipped question		0

18. 20. What is the highest degree you eventually hope to receive?

		Response Percent	Response Count
Associate		0.0%	0
Baccalaureate		53.8%	7
Graduate		30.8%	4
Professional		15.4%	2
answered question		13	
skipped question		0	







Dy

19. 21. Which best describes your situation?



answered question 13

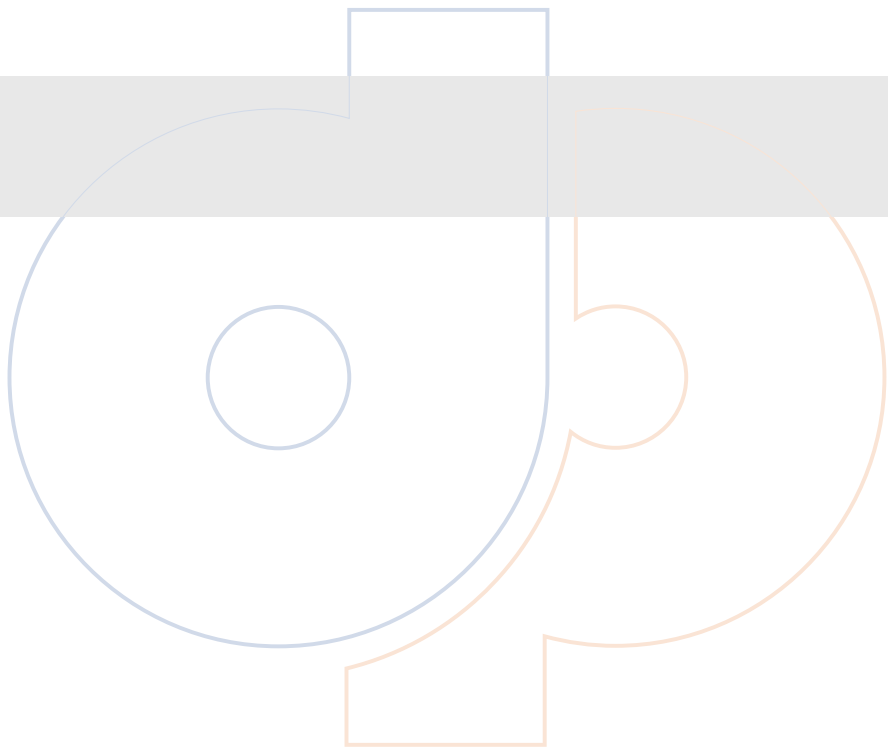

skipped question 0

20. 22. While school was in session during the past year, how many hours per week, on average, did you work for pay?

		Response Percent	Response Count
Did not work		0.0%	0
Worked 1-10 hrs		7.7%	1
Worked 11-20 hrs		53.8%	7
Worked 21-30 hrs		15.4%	2
Worked 31-40 hrs		23.1%	3
Worked over 40 hrs		0.0%	0
		answered question	13
		skipped question	0



21. 23. For the most part, were classes offered at times convenient to you?

		Response Percent	Response Count
Yes		92.3%	12
No		7.7%	1
		answered question	13
		skipped question	0





Dy

24. 26. Did you take any online courses while at Murray State?

		Response Percent	Response Count
Yes		84.6%	11
No		15.4%	2
answered question			13
skipped question			0

25. 27. Did it take you an extra semester or more to complete degree requirements at Murray State?

		Response Percent	Response Count
Yes		46.2%	6
No		53.8%	7
answered question			13
skipped question			0

Dy


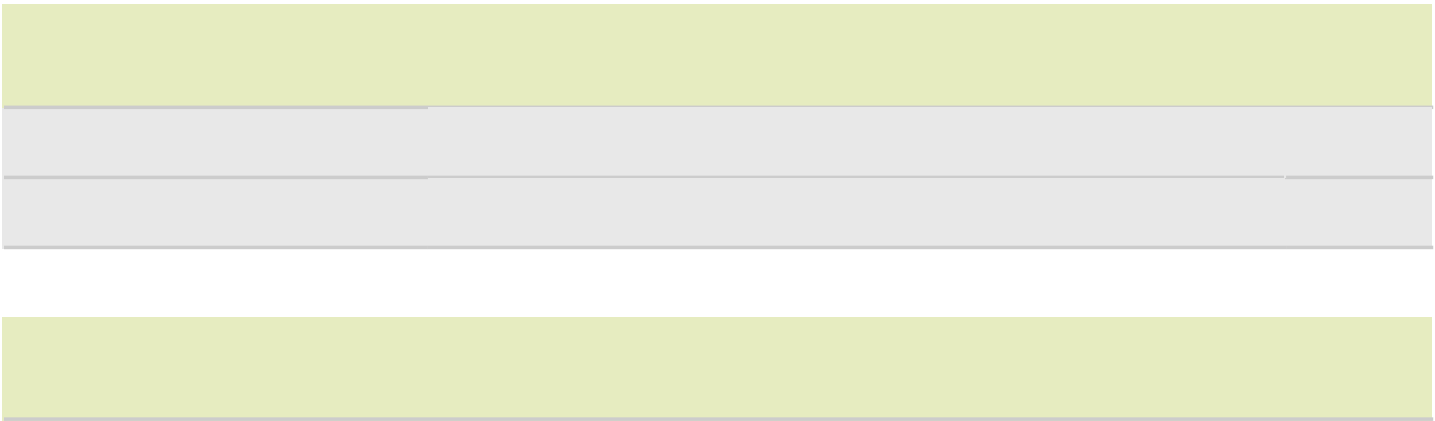
26. 28. Why did it take you an extra semester or more?



answered question

6

Dy



Dy



29. 31. Which statement best describes your experience with off-campus coop/internship?



answered question

13h

coop



31. 33. Which statement best describes your experience with academic advising in your major/area?

Horizontal bar chart area with a blue bar and a large watermark.

answered question 13

skipped question 0

Dy

31. 33. Which statement best describes your experience with academic advising in your major/area?

answered question





Dy

32. Questions 34-48 For each of these items, indicate the extent to which you were satisfied.

46 Effectiveness of library personnel in meeting your information needs	58.3% (7)	33.3% (4)	8.3% (1)	0.0% (0)	3.50	12
47. Access to on-hand or electronic library resources	53.8% (7)	46.2% (6)	0.0% (0)	0.0% (0)	3.54	13
48. Computer, individual and group work spaces available within University Libraries (Waterfield, Pogue and Overby)	50.0% (6)	41.7% (5)	8.3% (1)	0.0% (0)	3.42	12
answered question						13
skipped question						0

33. Questions 49-55 University Studies is designed to offer you a broad base of skills and knowledge and to prepare you for upper division study. Please indicate how effective University Studies at Murray State was in helping you achieve these goals.

	Very effective	Effective	Ineffective	Very ineffective	
answered question					12
skipped question					1

34. Questions 56-89 For each of these services, activities or programs that you used, please indicate the extent to which you were satisfied that they met your needs. For those that you did not use, mark the "Did Not Use" option.

	Very satisfied	Satisfied	Dissatisfied	Very dissatisfied	Did Not Use	Rating Average	Rating Count
56. African-American/Multicultural Student Services	0.0% (0)	7.7% (1)	0.0% (0)	0.0% (0)	92.3% (12)	3.00	13
57. Blackboard/Canvas	38.5% (5)	53.8% (7)	7.7% (1)	0.0% (0)	0.0% (0)	3.31	13
58. Career Services Office	15.4% (2)	46.2% (6)	0.0% (0)	0.0% (0)	38.5% (5)	3.25	13
59. Cultural programming and activities	7.7% (1)	15.4% (2)	0.0% (0)	0.0% (0)	76.9% (10)	3.33	13
60. Degree audit (MAP report)	46.2% (6)	46.2% (6)	0.0% (0)	0.0% (0)	7.7% (1)	3.50	13
61. Financial Aid Office customer service	15.4% (2)	53.8% (7)	7.7% (1)	0.0% (0)	23.1% (3)	3.10	13
62. Dining Services	23.1% (3)	69.2% (9)	0.0% (0)	0.0% (0)	7.7% (1)	3.25	13
63. Graduation Office	23.1% (3)	53.8% (7)	0.0% (0)	0.0% (0)	23.1% (3)	3.30	13
64. Greek life and activities	0.0% (0)	7.7% (1)	0.0% (0)	7.7% (1)	84.6% (11)	2.00	13
65. Health Services	33.3% (4)	50.0% (6)	0.0% (0)	0.0% (0)	16.7% (2)	3.40	12
66. Honor Societies/Departmental Clubs/Special Interest Organizations	15.4% (2)	30.8% (4)	0.0% (0)	0.0% (0)	53.8% (7)	3.33	13
67. International programs and activities	7.7% (1)	15.4% (2)	0.0% (0)	0.0% (0)	76.9% (10)	3.33	13
answered question							13
skipped question							0

34. Questions 56-89 For each of these services, activities or programs that you used, please indicate the extent to which you were satisfied that they met your needs. For those that you did not use, mark the "Did Not Use" option.





68. International student support services	0.0% (0)	7.7% (1)	0.0% (0)	0.0% (0)	92.3% (12)	3.00	13
69. Internet and wireless access for study and research needs	38.5% (5)	61.5% (8)	0.0% (0)	0.0% (0)	0.0% (0)	3.38	13
70. Intramural Sports and Recreation	7.7% (1)	23.1% (3)	0.0% (0)	0.0% (0)	69.2% (9)	3.25	13
71. LGBT programs	0.0% (0)	7.7% (1)	0.0% (0)	0.0% (0)	92.3% (12)	3.00	13
72. Lowry Center/Developmental courses and tutoring	15.4% (2)	15.4% (2)	7.7% (1)	0.0% (0)	61.5% (8)	3.20	13
73. Library	38.5% (5)	53.8% (7)	7.7% (1)	0.0% (0)	0.0% (0)	3.31	13
74. MSU web site	38.5% (5)	53.8% (7)	7.7% (1)	0.0% (0)	0.0% (0)	3.31	13
75. NCAA Sports	7.7% (1)	7.7% (1)	7.7% (1)	0.0% (0)	76.9% (10)	3.00	13
76. Online courses that are not Blackboard or Canvas	15.4% (2)	15.4% (2)	7.7% (1)	0.0% (0)	61.5% (8)	3.20	13
77. Public Safety/Security Services	30.8% (4)	38.5% (5)	7.7% (1)	0.0% (0)	23.1% (3)	3.30	13
78. Registration through myGate	46.2% (6)	46.2% (6)	7.7% (1)	0.0% (0)	0.0% (0)	3.38	13
79. Residential College programming and activities	23.1% (3)	30.8% (4)	0.0% (0)	7.7% (1)	38.5% (5)	3.13	13
80. Scholarships/grants/student employment	15.4% (2)	61.5% (8)	7.7% (1)	0.0% (0)	15.4% (2)	3.09	13
81. Services for non-traditional students	0.0% (0)	15.4% (2)	7.7% (1)	0.0% (0)	76.9% (10)	2.67	13
answered question							13
skipped question							0


34. Questions 56-89 For each of these services, activities or programs that you used, please indicate the extent to which you were satisfied that they met your needs. For those that you did not use, mark the "Did Not Use" option.

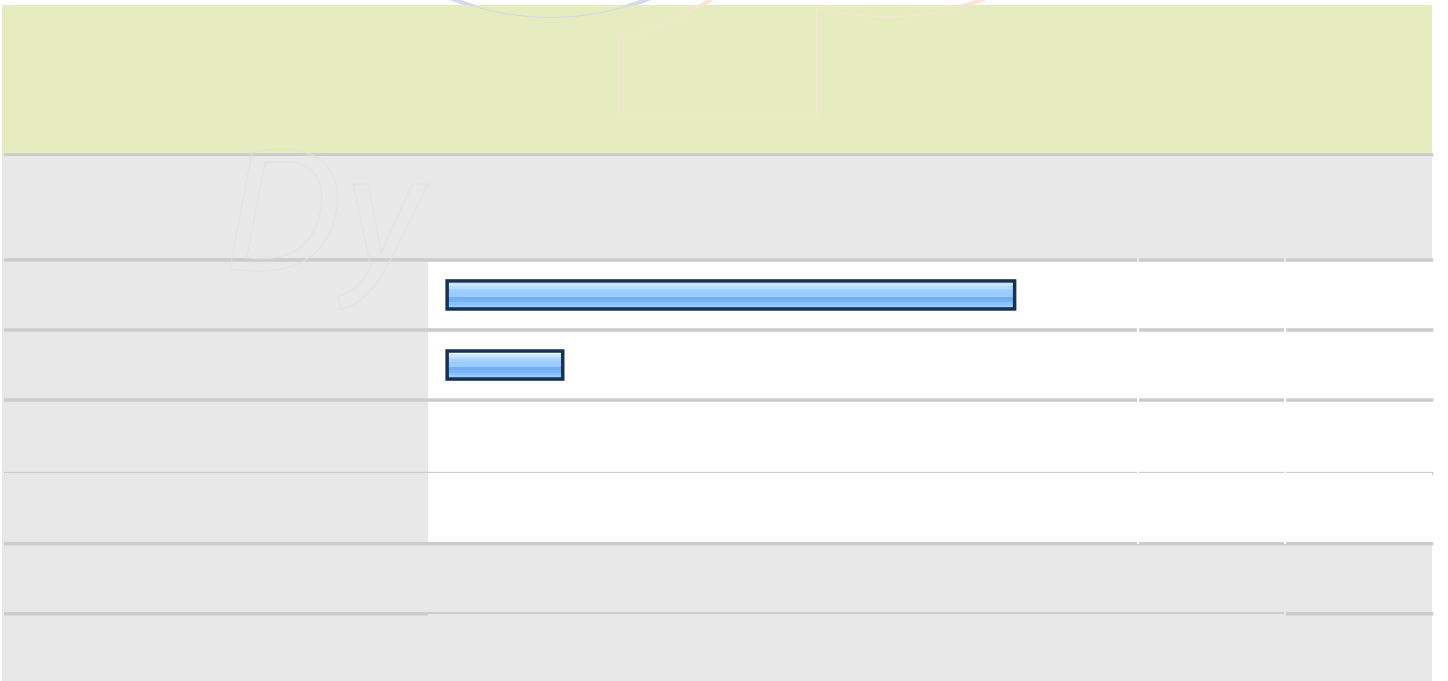
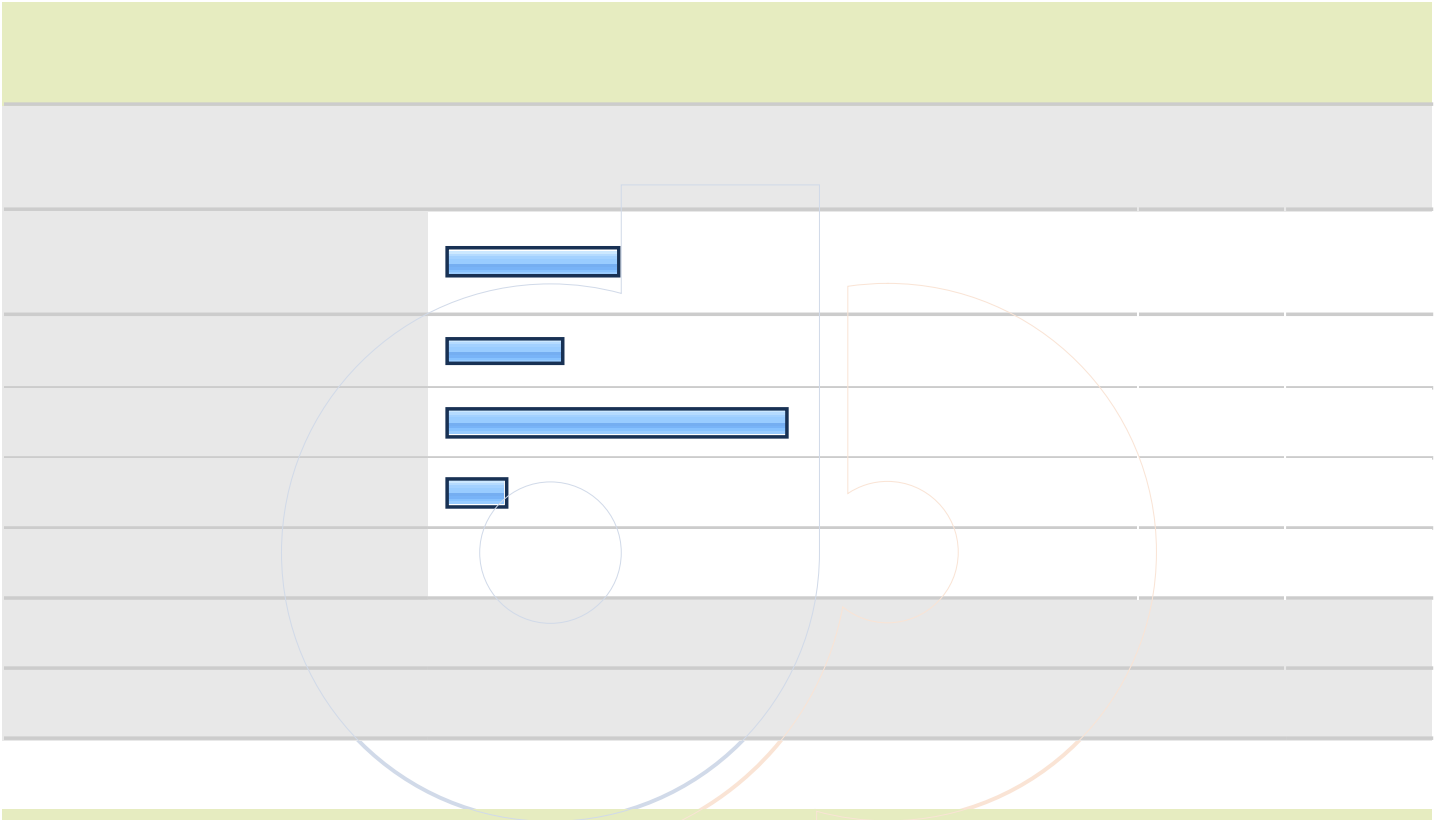

82. Student Disability Services (SDS)	7.7% (1)	0.0% (0)	0.0% (0)	7.7% (1)	84.6% (11)	2.50	13
83. Transcript requests	7.7% (1)	38.5% (5)	7.7% (1)	0.0% (0)	46.2% (6)	3.00	13
84. Student Support Services (SSS)	15.4% (2)	7.7% (1)	0.0% (0)	0.0% (0)	76.9% (10)	3.67	13
85. Transfer Center	15.4% (2)	7.7% (1)	7.7% (1)	0.0% (0)	69.2% (9)	3.25	13
86. University Counseling Services	15.4% (2)	0.0% (0)	0.0% (0)	7.7% (1)	76.9% (10)	3.00	13
87. Veteran Services	7.7% (1)	0.0% (0)	0.0% (0)	0.0% (0)	92.3% (12)	4.00	13
88. Wellness Center	53.8% (7)	30.8% (4)	7.7% (1)	0.0% (0)	7.7% (1)	3.50	13
89. Women's Center	15.4% (2)	0.0% (0)	0.0% (0)	0.0% (0)	84.6% (11)	4.00	13
answered question							13
skipped question							0

Dy

35. 90. To what extent did you participate in Residential College activities?

		Response Percent	Response Count
Did not participate		33.3%	4
Frequently		8.3%	1
Occasionally		33.3%	4
Seldom		25.0%	3
answered question			12
skipped question			1





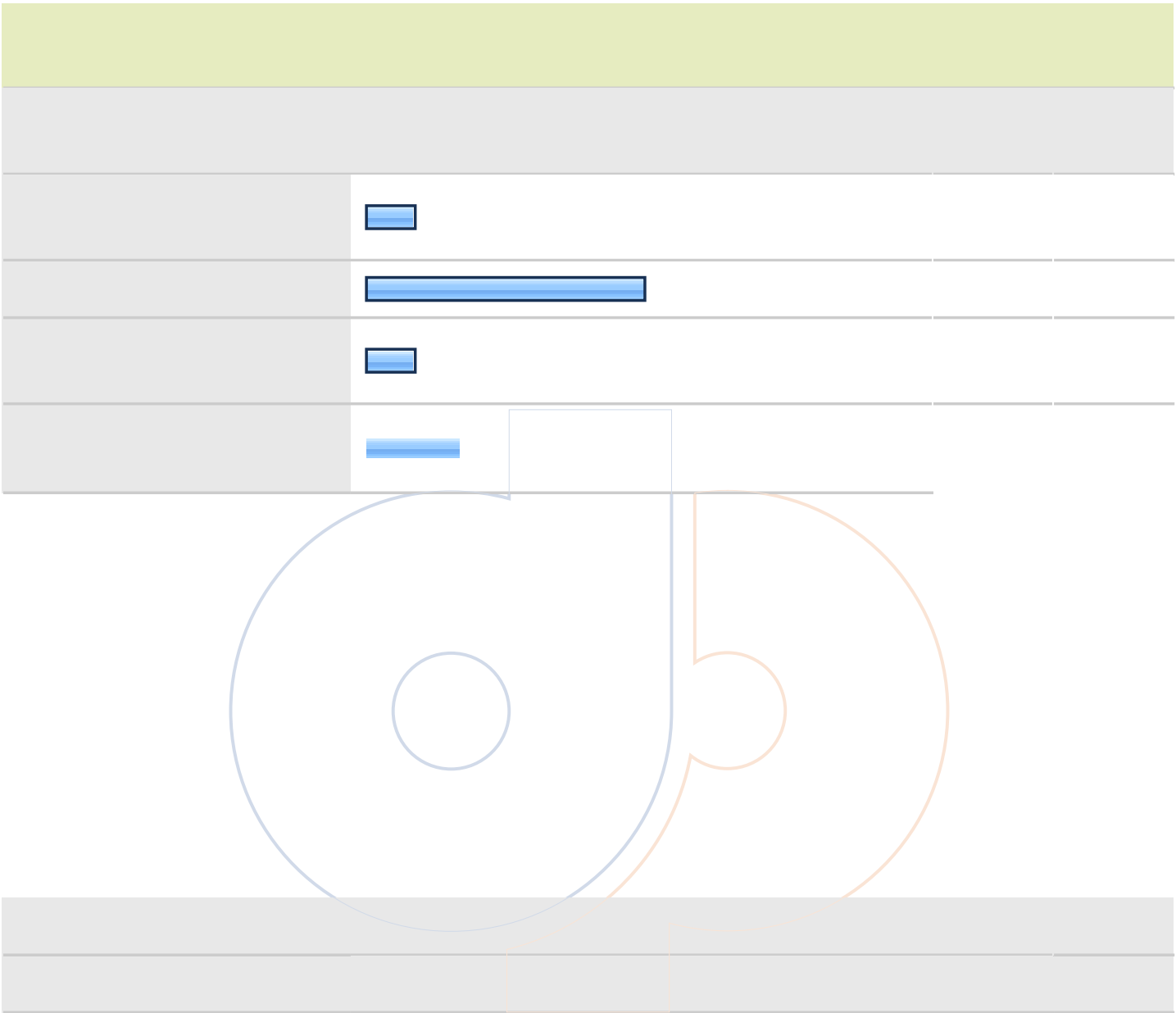
38. Questions 93-102 The University has formulated ten desired "Characteristics of the Murray State University Graduate." Please indicate how effective your MSU experience was in enhancing your abilities in each area.



38. Questions 93-102 The University has formulated ten desired "Characteristics of the Murray State University Graduate." Please indicate how effective your MSU experience was in enhancing your abilities in each area.

100. Understand the importance of the behaviors necessary to maintain a healthy lifestyle;	54.5% (6)	36.4% (4)	0.0% (0)	9.1% (1)	3.36	11
101. Demonstrate mastery of a chosen field of study;	54.5% (6)	45.5% (5)	0.0% (0)	0.0% (0)	3.55	11
102. Value intellectual pursuit and continuous learning in a changing world.	54.5% (6)	36.4% (4)	9.1% (1)	0.0% (0)	3.45	11
answered question						11
skipped question						2

Dy



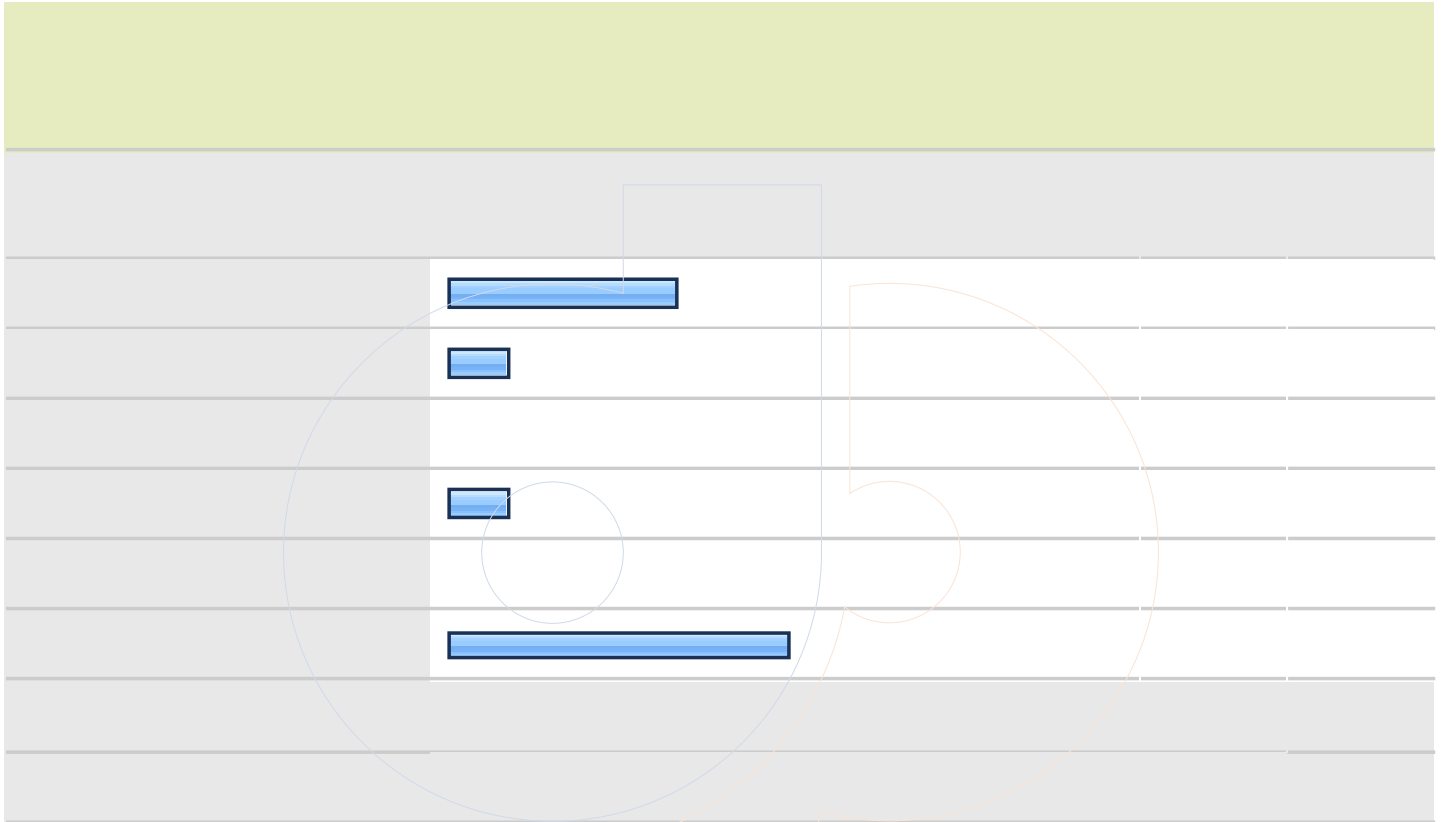
Dy

39. 103. What do you expect to do after you graduate?

answered question

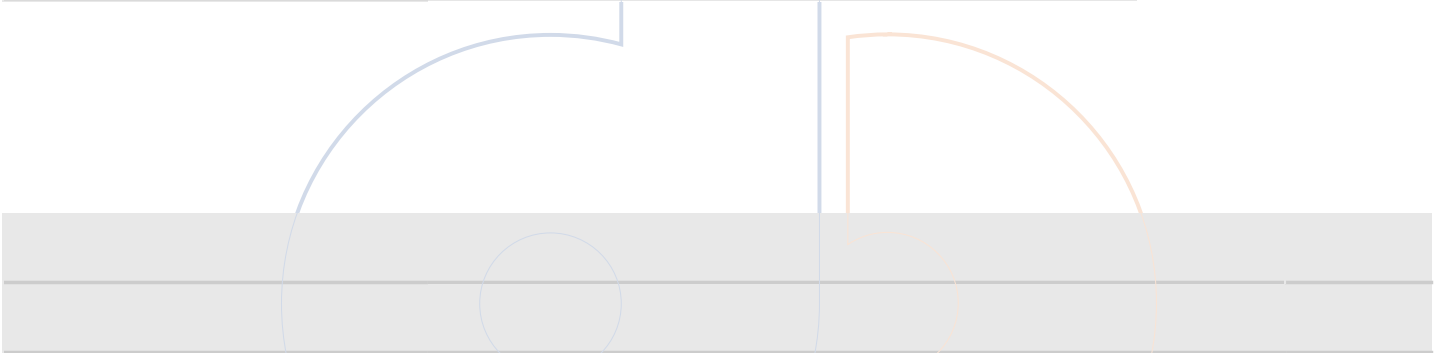
12

skipped question



Dy

[Redacted]	
[Redacted]	[Redacted]
[Redacted]	[Redacted]
[Redacted]	[Redacted]
[Redacted]	[Redacted]
[Redacted]	[Redacted]
[Redacted]	[Redacted]






Dy




41. 105. If you intend to work full-time, what do you expect your salary to be?

answered question	12
skipped question	1

42. 106. If you intend to continue your education, please indicate which statement best describes the institution you will attend.

		Response Percent	Response Count
Murray State University		41.7%	5
University/College in Kentucky		0.0%	0
University/College outside Kentucky		8.3%	1
Does not apply		50.0%	6
		answered question	12
		skipped question	1

43. 107. "I would recommend Murray State University to a prospective student."

		Response Percent	Response Count
Strongly agree		76.9%	10
Agree		15.4%	2
Disagree		0.0%	0
Strongly disagree		7.7%	1
		answered question	13
		skipped question	0

44. Feedback:

	Response Count
	3
answered question	3
skipped question	10



45. 17. Please identify the program/major in which you are earning a degree. If you have a double major, check both of your majors. (Note: Liberal Arts and Integrated Studies Students, check Liberal Arts or Integrated Studies. Do not check your field of study as a major.)

Response Percent answered question
Response Count

Accounting
Accounting



answered question 0

skipped question 13



Dy



45. 17. Please identify the program/major in which you are earning a degree. If you have a double major, check both of your majors. (Note: Liberal Arts and Integrated Studies Students, check Liberal Arts or Integrated Studies. Do not check your field of study as a major.)

Integrated Studies (BIS)	0.0%	0
General Studies (associate's)	0.0%	0
answered question		0
skipped question		13

