

# MSU Senior Survey



## 1. 1. Graduation Date



### Month

	May	August	December	Response Count
Please select the month and year that you plan to graduate:	<b>59.3% (16)</b>	40.7% (11)	0.0% (0)	27



### Year

	2012	2013	2014	2015	2016	2017	2018	2019	2020	Response Count
Please select the month and year that you plan to graduate:	0.0% (0)	0.0% (0)	0.0% (0)	29.6% (8)	<b>70.4% (19)</b>	0.0% (0)	0.0% (0)	0.0% (0)	0.0% (0)	27
<b>answered question</b>										<b>27</b>
<b>skipped question</b>										<b>0</b>


## 2. 2. Gender

		Response Percent	Response Count
Female		<b>96.3%</b>	<b>26</b>
Male		3.7%	1
<b>answered question</b>			<b>27</b>
<b>skipped question</b>			<b>0</b>



### 3. 3. Ethnic Background



		Response Percent	Response Count
White		96.3%	26
Black/African-American		3.7%	1
Asian		0.0%	0
Hispanic/Latino		0.0%	0
American Indian/Alaskan Native		0.0%	0
Native Hawaiian/Other Pacific Islander		0.0%	0
Two or more races		0.0%	0
<b>answered question</b>			<b>27</b>
<b>skipped question</b>			<b>0</b>

### 4. 4. Are you a U.S. citizen?



		Response Percent	Response Count
Yes		100.0%	27
No		0.0%	0
<b>answered question</b>			<b>27</b>
<b>skipped question</b>			<b>0</b>

## 5. 5. What is your residency classification at MSU?




		Response Percent	Response Count
In-state		40.7%	11
<b>Out-of-state</b>		<b>59.3%</b>	<b>16</b>
International		0.0%	0
<b>answered question</b>			<b>27</b>
<b>skipped question</b>			<b>0</b>






### 8. 8. Has either of your parents received a degree from MSU?

		Response Percent	Response Count
Yes		7.4%	2
No		92.6%	25
answered question			27
skipped question			0

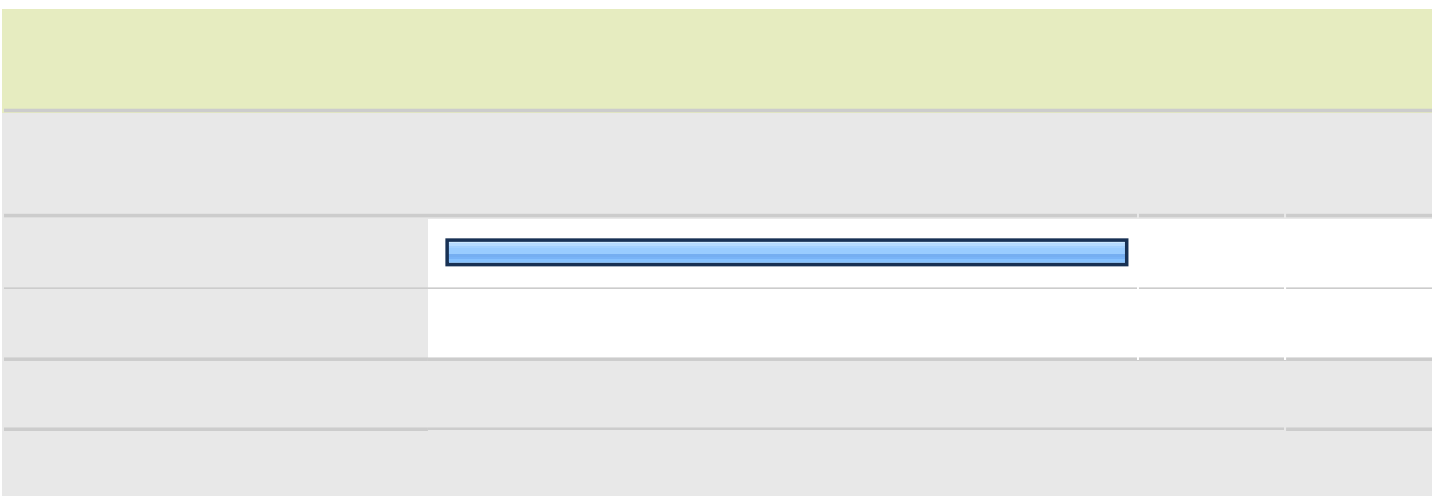
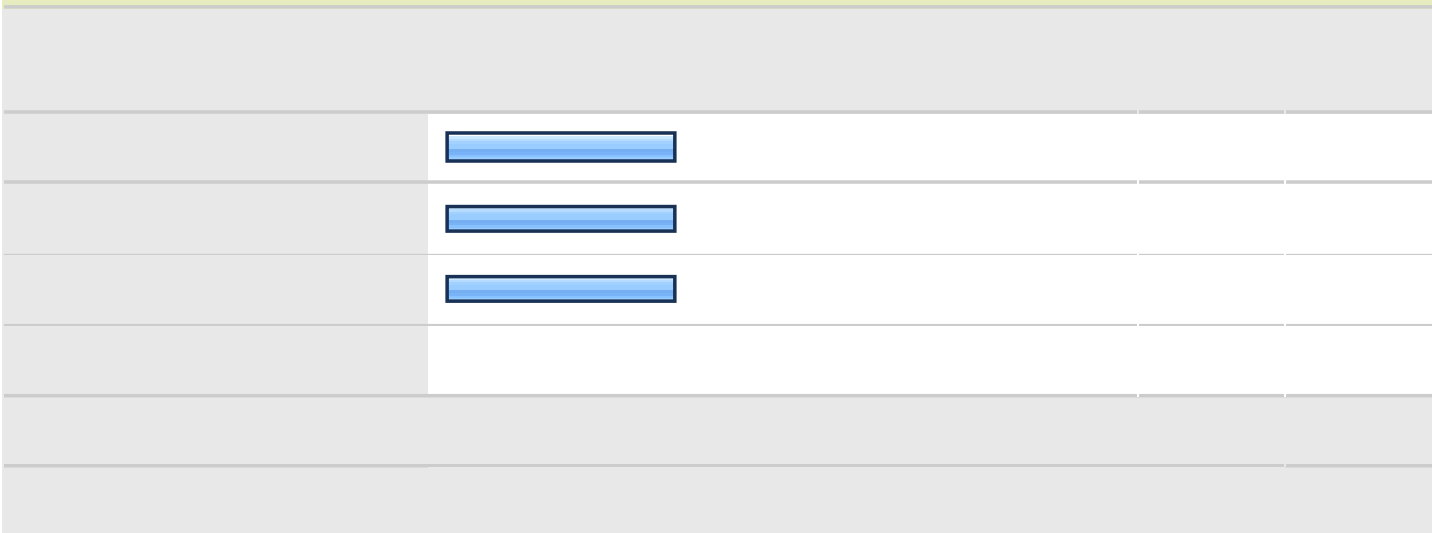
### 9. 9. What was your original entry status to MSU?

		Response Percent	Response Count
Freshman		77.8%	21
Transfer from community college/technical school		11.1%	3
Transfer from 4-yr institution		11.1%	3
answered question			27
skipped question			0









### 10. 10. How many credits were transferred?

		Response Percent	Response Count
12 or fewer		16.7%	1
13-30		0.0%	0
31-60		50.0%	3
Over 60		33.3%	2
answered question			6
skipped question			21

11. 11. Approximately what percent of your University StuPsiour Uni0.91 0.k8.9999 cm2ral



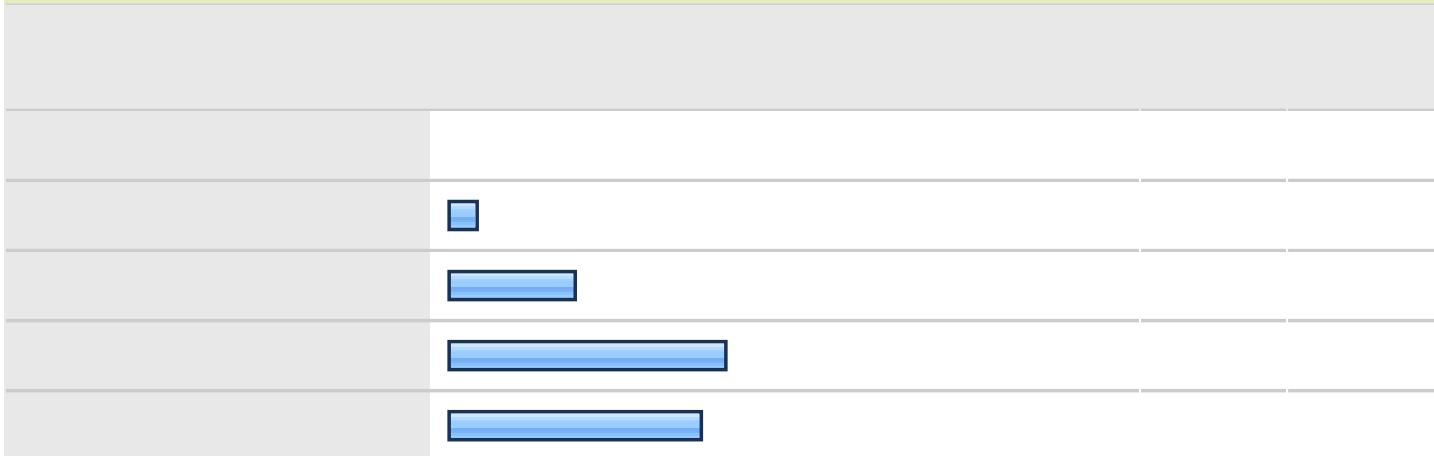
### 13. 13. In which Residential College are you a member?

		Response Percent	Response Count
Do not know		7.4%	2
Clark College		11.1%	3
Elizabeth College		11.1%	3
Franklin-Springer Colleges		14.8%	4
<b>Hart College</b>		<b>29.6%</b>	<b>8</b>
Hester College		3.7%	1
Regents College		3.7%	1
Richmond College		18.5%	5
White College		0.0%	0
		<b>answered question</b>	<b>27</b>
		<b>skipped question</b>	<b>0</b>





**16. 16. In what range does your grade point average fall?**



**answered question 27**

**skipped question 000**



**17. 17. Please identify the program/major in which you are earning a degree. If you have a double major, check both of your majors. (Note: Liberal Arts and Integrated Studies Students, check Liberal Arts or Integrated Studies. Do not check your field of study as a major.)**

Civil Engineering Technology (bachelor's)		0.0%	0
Communication Disorders		0.0%	0
Community Health		0.0%	0
Computer Information Systems		0.0%	0
Computer Science		0.0%	0
Creative Writing (BFA)		0.0%	0
Criminal Justice		0.0%	0
Economics	<input checked="" type="checkbox"/>	3.7%	1
Electromechanical Engineering Technology		0.0%	0
Elementary School Education		0.0%	0
Engineering Graphics & Design		0.0%	0
Engineering Physics		0.0%	0
English		0.0%	0
English Education (TESOL)		0.0%	0
Exercise Science		0.0%	0
Finance		0.0%	0
French		0.0%	0
General Studies (associate's)		0.0%	0
Geosciences		0.0%	0
German		0.0%	0
<b>answered question</b>			<b>27</b>
<b>skipped question</b>			<b>0</b>

**17. 17. Please identify the program/major in which you are earning a degree. If you have a double major, check both of your majors. (Note: Liberal Arts and Integrated Studies Students, check Liberal Arts or Integrated Studies. Do not check your field of study as a major.)**

Graphic Communications Media		0.0%	0
Health & Physical Education		0.0%	0
Health Information Administration		0.0%	0
History		0.0%	0
Industrial Technology (associate's)		0.0%	0
Integrated Studies (BIS)		0.0%	0
Interdisciplinary Early Childhood Education		0.0%	0
Interior Design		0.0%	0
International Business		0.0%	0
International Studies		0.0%	0
Japanese		0.0%	0
Journalism		0.0%	0
Learning & Behavior Disorders		0.0%	0
Liberal Arts		0.0%	0
Logistics & Supply Chain Management		0.0%	0
Management		0.0%	0
Manufacturing Technology		0.0%	0
Marketing		0.0%	0
Mathematics	<input type="checkbox"/>	3.7%	1
<b>answered question</b>			<b>27</b>
<b>skipped question</b>			<b>0</b>

**17. 17. Please identify the program/major in which you are earning a degree. If you have a double major, check both of your majors. (Note: Liberal Arts and Integrated Studies Students, check Liberal Arts or Integrated Studies. Do not check your field of study as a major.)**

Middle School Education		0.0%	0
Music		0.0%	0
Music Business		0.0%	0
Nonprofit Leadership Studies	<input checked="" type="checkbox"/>	3.7%	1
Nursing		0.0%	0
Nursing/RN to BSN		0.0%	0
Nutrition, Dietetics, & Food Mgmt		0.0%	0
Occupational Safety and Health		0.0%	0
Organizational Communication		0.0%	0
Philosophy		0.0%	0
Physics		0.0%	0
Political Science		0.0%	0
Psychology		0.0%	0
Public Administration		0.0%	0
Public Relations		0.0%	0
Recreation & Leisure Services		0.0%	0
Social Work		0.0%	0
Sociology		0.0%	0
Spanish		0.0%	0
Telecommunications Systems Mgmt		0.0%	0
<b>answered question</b>			<b>27</b>
<b>skipped question</b>			<b>0</b>





**19. 21. Which best describes your situation?**

[Redacted]

[Redacted]

answered question



27

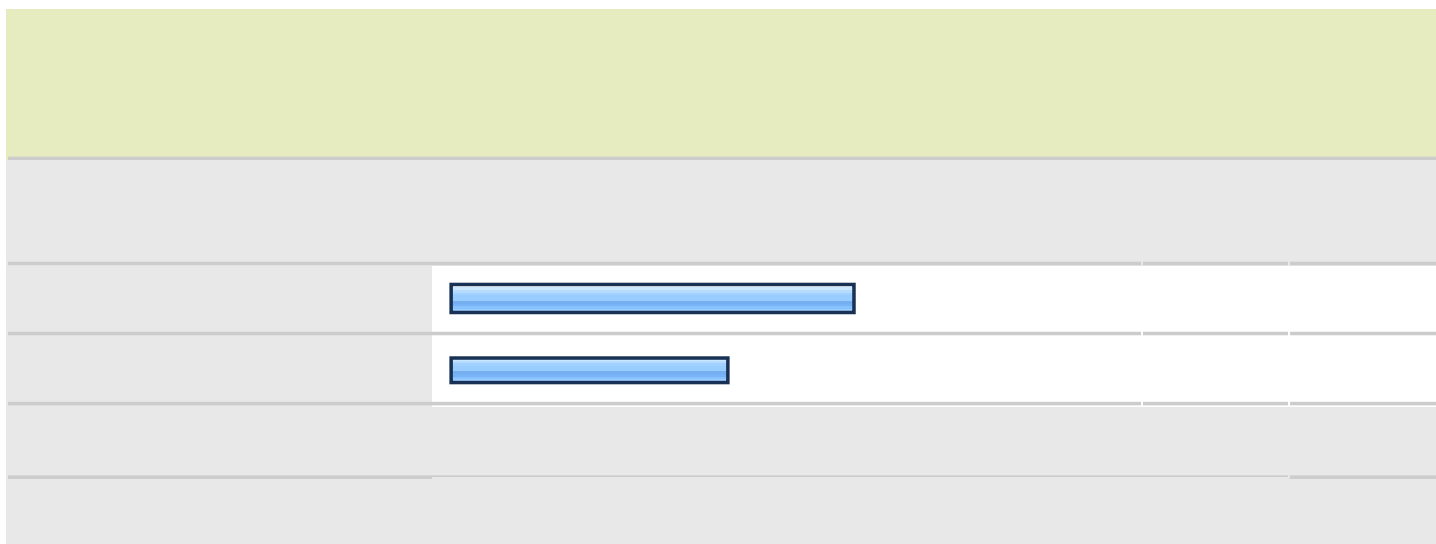















**24. 26. Did you take any online courses while at Murray State?**

		Response Percent	Response Count
Yes		96.3%	26
No		3.7%	1
answered question			27
skipped question			0











**31. 33. Which statement best describes your experience with academic advising in your major/area?**

		Response Percent	Response Count
Cannot judge; I did not make use of the opportunity.		0.0%	0
<b>I was satisfied with information my adviser provided.</b>		<b>88.9%</b>	<b>24</b>
Advice was inaccurate, incomplete, or misleading.		11.1%	3
My adviser was not available.		0.0%	0
<b>answered question</b>			<b>27</b>
<b>skipped question</b>			<b>0</b>

**31. 33. Which statement best describes your experience with academic advising in your major/area?**

**answered question 27**

**skipped question 0**




46 Effectiveness of library personnel in meeting your information needs	30.8% (8)	<b>65.4% (17)</b>	3.8% (1)	0.0% (0)	3.27	26
47. Access to on-hand or electronic library resources	23.1% (6)	<b>65.4% (17)</b>	11.5% (3)	0.0% (0)	3.12	26
48. Computer, individual and group						







### 35. 90. To what extent did you participate in Residential College activities?

		Response Percent	Response Count
Did not participate		11.5%	3
Frequently		19.2%	5
<b>Occasionally</b>		<b>42.3%</b>	<b>11</b>
Seldom		26.9%	7
<b>answered question</b>			<b>26</b>
<b>skipped question</b>			<b>1</b>



**38. Questions 93-102 The University has formulated ten desired "Characteristics of the Murray State University Graduate." Please indicate how effective your MSU experience was in enhancing your abilities in each area.**

	<b>Very effective</b>	<b>Effective</b>	<b>Ineffective</b>	<b>Very ineffective</b>	<b>Rating Average</b>	<b>Rating Count</b>
93. Engage in mature, independent and creative thought and express that thought effectively in oral and written communication;	32.0% (8)	<b>68.0% (17)</b>	0.0% (0)	0.0% (0)	3.32	25
94. Understand and apply the critical and scientific methodologies that academic disciplines employ to discover knowledge and ascertain its validity;	32.0% (8)	<b>68.0% (17)</b>	0.0% (0)	0.0% (0)	3.32	25
95. Apply sound standards of information gathering, analysis and evaluation to reach logical decisions;	36.0% (9)	<b>64.0% (16)</b>	0.0% (0)	0.0% (0)	3.36	25
96. Understand the roles and applications of science and technology in the solution of the problems of a changing world;	32.0% (8)	<b>68.0% (17)</b>	0.0% (0)	0.0% (0)	3.32	25
97. Demonstrate a critical understanding of the world's historical, literary, philosophical and artistic traditions;	28.0% (7)	<b>56.0% (14)</b>	16.0% (4)	0.0% (0)	3.12	25
98. Understand the dynamics of cultural diversity, of competing economic and political systems, and of complex moral and ethical issues;	28.0% (7)	<b>72.0% (18)</b>	0.0% (0)	0.0% (0)	3.28	25
99. Understand the nature of and engage in ethical behavior and responsible citizenship;	28.0% (7)	<b>68.0% (17)</b>	4.0% (1)	0.0% (0)	3.24	25
				<b>answered question</b>		<b>25</b>
				<b>skipped question</b>		<b>2</b>

**38. Questions 93-102 The University has formulated ten desired "Characteristics of the Murray State University Graduate." Please indicate how effective your MSU experience was in enhancing your abilities in each area.**

100. Understand the importance of the behaviors necessary to maintain a healthy lifestyle;	32.0% (8)	<b>64.0% (16)</b>	4.0% (1)	0.0% (0)	3.28	25
101. Demonstrate mastery of a chosen field of study;	44.0% (11)	<b>56.0% (14)</b>	0.0% (0)	0.0% (0)	3.44	25
102. Value intellectual pursuit and continuous learning in a changing world.	32.0% (8)	<b>68.0% (17)</b>	0.0% (0)	0.0% (0)	3.32	25
<b>answered question</b>						<b>25</b>
<b>skipped question</b>						<b>2</b>





**39. 103. What do you expect to do after you graduate?**

answered question 25

skipped question 2

**40. 104. If you are already employed, how closely related is your job to your field of study?**

Response



answered question 25

skipped question 2







**41. 105. If you intend to work full-time, what do you expect your salary to be?**





answered question 25

skipped question 2

**42. 106. If you intend to continue your education, please indicate which statement best describes the institution you will attend.**

		Response Percent	Response Count
Murray State University		12.0%	3
University/College in Kentucky		4.0%	1
University/College outside Kentucky		32.0%	8
Does not apply		52.0%	13
		answered question	25
		skipped question	2

**43. 107. "I would recommend Murray State University to a prospective student."**

		Response Percent	Response Count
Strongly agree		56.0%	14
Agree		36.0%	9
Disagree		4.0%	1
Strongly disagree		4.0%	1
		answered question	25
		skipped question	2