









5. 5. What is your residency classification at MSU?

		Response Percent	Response Count
In-state		81.0%	17
Out-of-state		14.3%	3
International		4.8%	1
		answered question	21
		skipped question	0



5. 5. What is your residency classification at MSU?

answered question	21
skipped question	0



6. 6. Age

		Response Percent	Response Count
24 or younger		81.0%	17
25-34		14.3%	3
35-44		4.8%	1
45 or older		0.0%	0
		answered question	21
		skipped question	0




7. 7. Has either of your parents received a bachelor's degree?

		Response Percent	Response Count
Yes		52.4%	11
No		47.6%	10
		answered question	21
		skipped question	0




8. 8. Has either of your parents received a degree from MSU?

		Response Percent	Response Count
Yes		9.5%	2
No		90.5%	19
answered question			21
skipped question			0




9. 9. What was your original entry status to MSU?

		Response Percent	Response Count
Freshman		76.2%	16
Transfer from community college/technical school		19.0%	4
Transfer from 4-yr institution		4.8%	1
answered question			21
skipped question			0


10. 10. How many credits were transferred?

		Response Percent	Response Count
12 or fewer		20.0%	1
13-30		60.0%	3
31-60		0.0%	0
Over 60		20.0%	1
answered question			5
skipped question			16

11. 11. Approximately what percent of your University Studies (general education) classes did you take at MSU?

		Response Percent	Response Count
Under 25%		0.0%	0
25-49%		20.0%	1
50-74%		40.0%	2
75-100%		40.0%	2
answered question			5
skipped question			16



12. 12. What has been your attendance status at MSU?

		Response Percent	Response Count
Primarily full-time		100.0%	21
Primarily part-time		0.0%	0
answered question			21
skipped question			0





13. 13. In which Residential College are you a member?

answered question	21
skipped question	0

14. 14. Have you ever received any type of Financial Aid while at MSU? (scholarships, grants, work-study, etc.)

		Response Percent	Response Count
Yes		90.5%	19
No		9.5%	2
		answered question	21
		skipped question	0



15. 15. How many years will it take you to complete your degree from the point of your initial enrollment in college (including any time at a previous institution)?

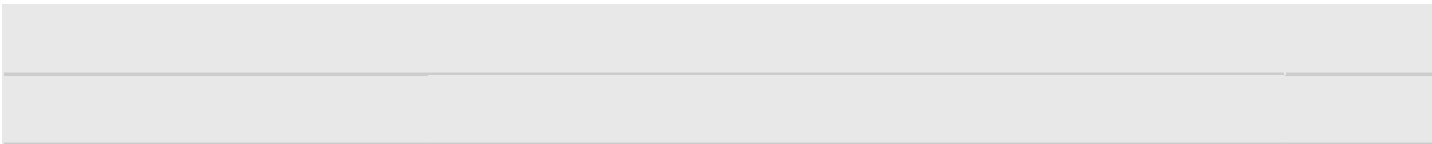


		Response Percent	Response Count
Two		0.0%	0
Three		4.8%	1
Four		57.1%	12
Five		28.6%	6
Six		0.0%	0
More than six		9.5%	2
		answered question	21
		skipped question	0



17. 17. Please identify the program/major in which you are earning a degree. If you have a double major, check both of your majors. (Note: Liberal Arts and Integrated Studies Students, check Liberal Arts or Integrated Studies. Do not check your field of study as a major.)

	Response Percent	Response Count
Accounting	0.0%	0
Advertising	0.0%	0
Agricultural Science & Technology (associate's)	0.0%	0
Agricultural Science (bachelor's)	0.0%	0
Animal Technology/Animal-Equine	0.0%	0
Animal Technology/Vet Tech, Pre-Vet	0.0%	0
Applied Physics	0.0%	0
Art	0.0%	0
Athletic Training	0.0%	0
Biology	0.0%	0
Business Administration (associate's)	0.0%	0
Business Administration (bachelor's)	0.0%	0
Career & Technical Education (associate's)	0.0%	0
Career & Technical Education (bachelor's)	0.0%	0
Chemistry	0.0%	0
Civil Engineering Technology (associate's)	0.0%	0
	answered question	21
	skipped question	0











19. 21. Which best describes your situation?

		Response Percent	Response Count
Did not change major/area		57.1%	12
Did not initially declare major/area		4.8%	1
Changed major/area		38.1%	8
		answered question	21
		skipped question	0

22. 24. What time would you have preferred?

		Response Percent	Response Count
Late afternoon		100.0%	1
Evening		0.0%	0
Weekend		0.0%	0
During the day		0.0%	0
Online		0.0%	0
answered question			1
skipped question			20

23. 25. Which best describes the location where you completed the majority of your courses?

		Response Percent	Response Count
Murray		100.0%	21
Paducah		0.0%	0
Ft. Campbell		0.0%	0
Madisonville		0.0%	0
Hopkinsville		0.0%	0
Henderson		0.0%	0
Online		0.0%	0
Other (please specify)		0.0%	0
answered question			21
skipped question			0

[Redacted]	
[Redacted]	[Redacted]
[Redacted]	[Redacted]
[Redacted]	[Redacted]
[Redacted]	[Redacted]
[Redacted]	[Redacted]
[Redacted]	[Redacted]

[Redacted]	
[Redacted]	[Redacted]
[Redacted]	[Redacted]
[Redacted]	[Redacted]
[Redacted]	[Redacted]
[Redacted]	[Redacted]
[Redacted]	[Redacted]

[Redacted]	[Redacted]
[Redacted]	[Redacted]


26. 28. Why did it take you an extra semester or more?

answered question 8

skipped question 13

27. 29. Did you have trouble getting any course(s) you needed while at Murray State?

Response Percent Response



answered question 21

skipped question 0





29. 31. Which statement best describes your experience with off-campus coop/internship?

		Response Percent	Response Count
Cannot judge; I did not have one.		81.0%	17
My experience was very valuable.		4.8%	1
My experience was valuable.		14.3%	3
My experience was of little value.		0.0%	0
My experience was of no value.		0.0%	0
		answered question	21
		skipped question	0

30. 32. Which statement best describes your experience with on-campus faculty-directed research, scholarly, or creative project?


		Response Percent	Response Count
Cannot judge; I did not have one.		0.0%	0
My experience was very valuable.		52.4%	11
My experience was valuable.		33.3%	7
My experience was of little value.		14.3%	3
My experience was of no value.		0.0%	0
		answered question	21
		skipped question	0



31. 33. Which statement best describes your experience with academic advising in your major/area?

answered question 21

skipped question 0

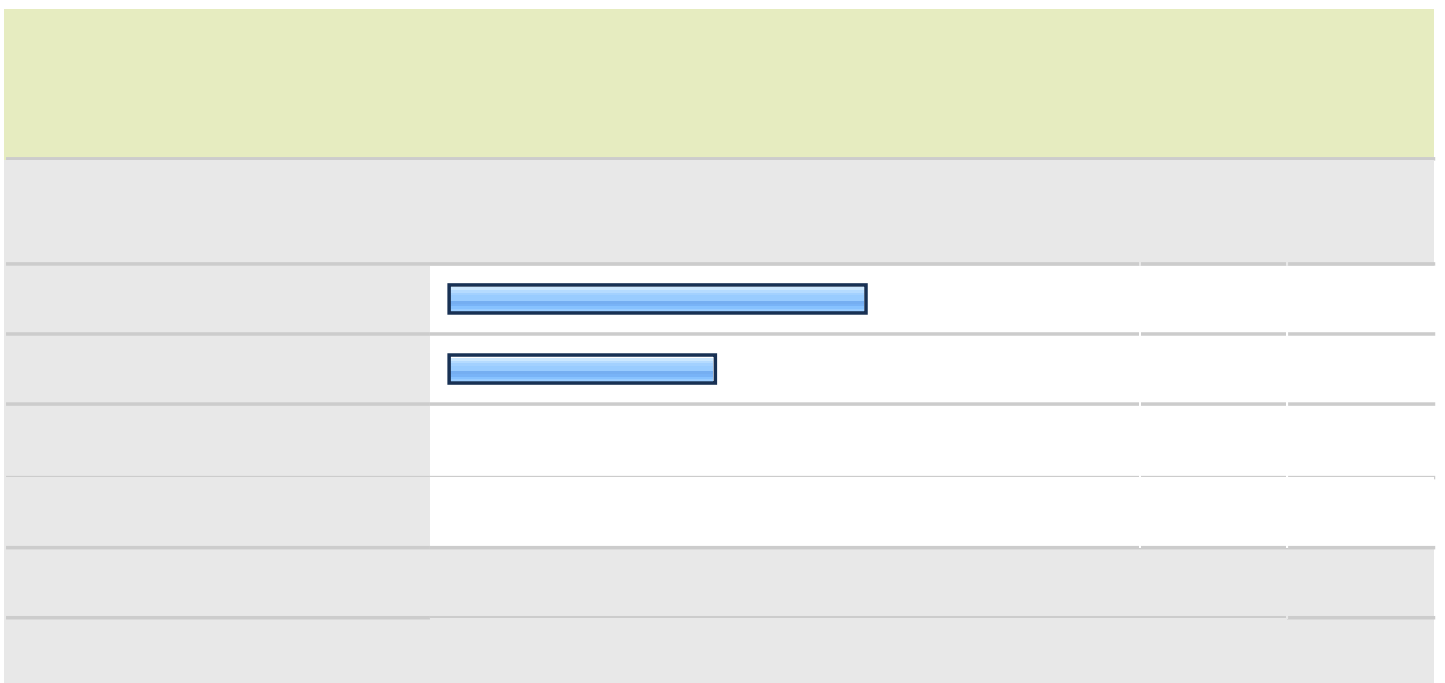
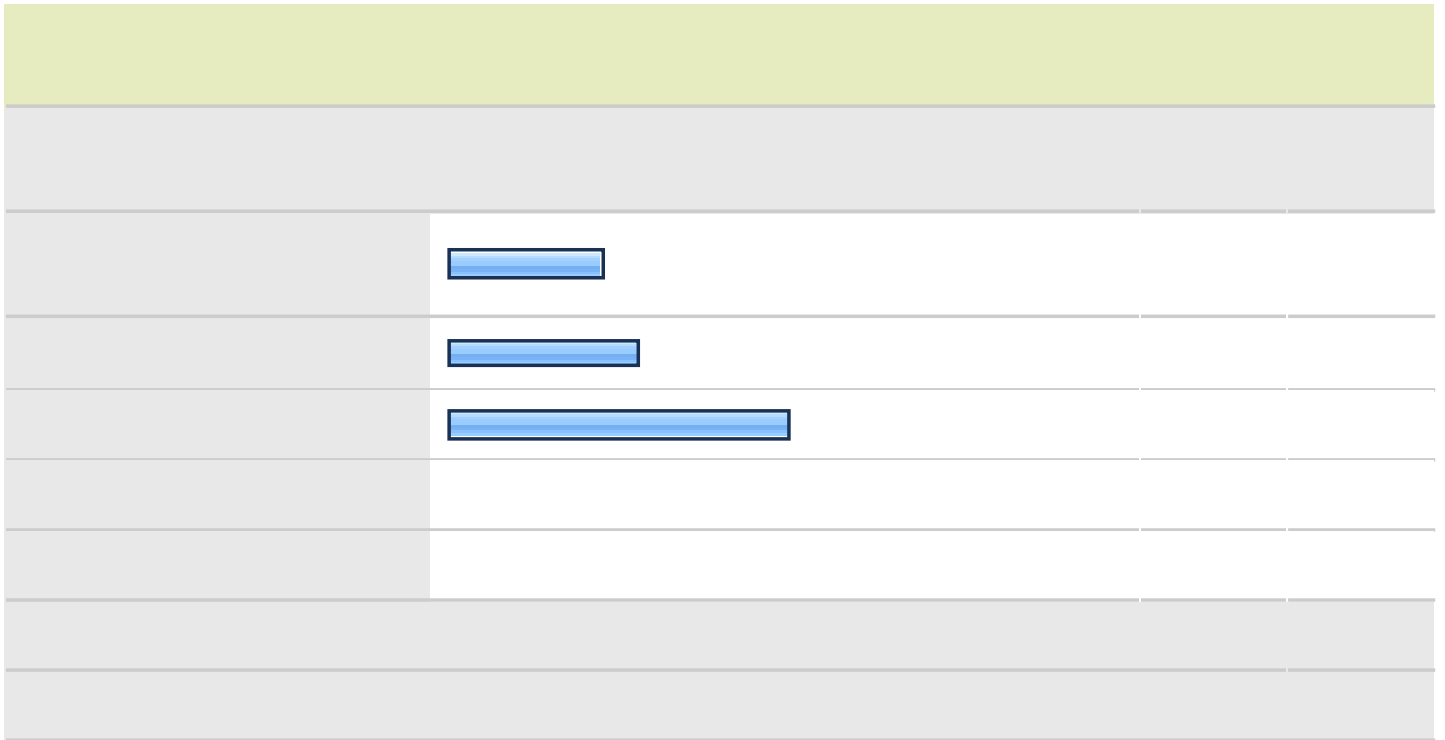


34. Questions 56-89 For each of these services, activities or programs that you used, please indicate the extent to which you were satisfied that they met your needs. For those that you did not use, mark the "Did Not Use" option.

68. International student support services	0.0% (0)	6.3% (1)	6.3% (1)	0.0% (0)	87.5% (14)	2.50	16
69. Internet and wireless access for study and research needs	43.8% (7)	31.3% (5)	18.8% (3)	6.3% (1)	0.0% (0)	3.13	16
70. Intramural Sports and Recreation	18.8% (3)	18.8% (3)	0.0% (0)	12.5% (2)	50.0% (8)	2.88	16
71. LGBT programs	0.0% (0)	25.0% (4)	12.5% (2)	0.0% (0)	62.5% (10)	2.67	16
72. Lowry Center/Developmental courses and tutoring	6.3% (1)	18.8% (3)	6.3% (1)	0.0% (0)	68.8% (11)	3.00	16
73. Library	31.3% (5)	62.5% (10)	0.0% (0)	6.3% (1)	0.0% (0)	3.19	16
74. MSU web site	37.5% (6)	56.3% (9)	6.3% (1)	0.0% (0)	0.0% (0)	3.31	16
75. NCAA Sports	12.5% (2)	31.3% (5)	0.0% (0)	0.0% (0)	56.3% (9)	3.29	16
76. Online courses that are not Blackboard or Canvas	0.0% (0)	6.3% (1)	18.8% (3)	0.0% (0)	75.0% (12)	2.25	16
77. Public Safety/Security Services	31.3% (5)	43.8% (7)	6.3% (1)	0.0% (0)	18.8% (3)	3.31	16
78. Registration through myGate	25.0% (4)	62.5% (10)	6.3% (1)	6.3% (1)	0.0% (0)	3.06	16
79. Residential College programming and activities	31.3% (5)	31.3% (5)	6.3% (1)	6.3% (1)	25.0% (4)	3.17	16
80. Scholarships/grants/student employment	18.8% (3)	56.3% (9)	0.0% (0)	6.3% (1)	18.8% (3)	3.08	16
81. Services for non-traditional students	0.0% (0)	6.3% (1)	6.3% (1)	6.3% (1)	81.3% (13)	2.00	16
					answered question		16
					skipped question		5

35. 90. To what extent did you participate in Residential College activities?

answered question	18
skipped question	0.2



38. Questions 93-102 The University has formulated ten desired "Characteristics of the Murray State University Graduate." Please indicate how effective your MSU experience was in enhancing your abilities in each area.

100. Understand the importance of the behaviors necessary to maintain a healthy lifestyle;	38.9% (7)	38.9% (7)	22.2% (4)	0.0% (0)	3.17	18
101. Demonstrate mastery of a chosen field of study;	55.6% (10)	44.4% (8)	0.0% (0)	0.0% (0)	3.56	18
102. Value intellectual pursuit and continuous learning in a changing world.	61.1% (11)	38.9% (7)	0.0% (0)	0.0% (0)	3.61	18
answered question						18
skipped question						3

