










8. 8. Has either of your parents received a degree from MSU?

		Response Percent	Response Count
Yes		28.1%	9
No		71.9%	23
answered question			32
skipped question			0

9. 9. What was your original entry status to MSU?

		Response Percent	Response Count
Freshman		40.6%	13
Transfer from community college/technical school		37.5%	12
Transfer from 4-yr institution		21.9%	7
answered question			32
skipped question			0

10. 10. How many credits were transferred?

		Response Percent	Response Count
12 or fewer		5.3%	1
13-30		10.5%	2
31-60		26.3%	5
Over 60		57.9%	11
answered question			19
skipped question			13










11. 11. Approximately what percent of your University Studies (general education) classes did you take at MSU?

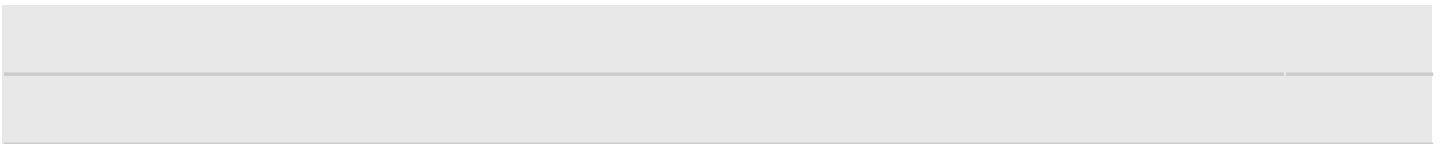
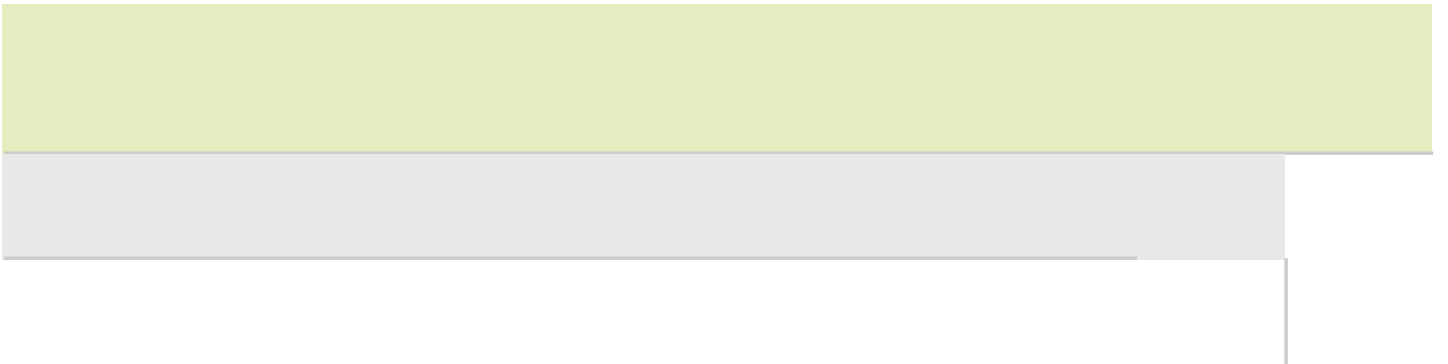
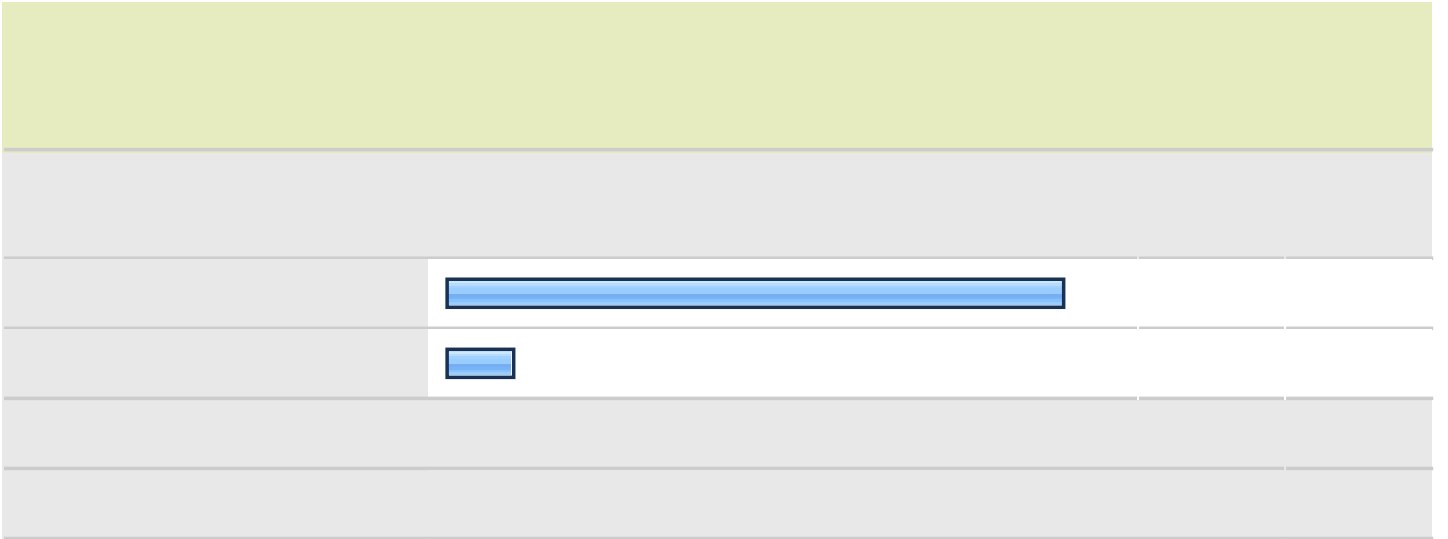

		Response Percent	Response Count
Under 25%		52.6%	10
25-49%		31.6%	6
50-74%		10.5%	2
75-100%		5.3%	1
answered question			19
skipped question			13

12. 12. What has been your attendance status at MSU?

		Response Percent	Response Count
Primarily full-time		100.0%	32
Primarily part-time		0.0%	0
answered question			32
skipped question			0

13. 13. In which Residential College are you a member?

		Response Percent	Response Count
Do not know		12.5%	4
Clark College		15.6%	5
Elizabeth College		15.6%	5
Franklin-Springer Colleges		12.5%	4
Hart College		9.4%	3
Hester College		6.3%	2
Regents College		15.6%	5
Richmond College		6.3%	2
White College		6.3%	2
		answered question	32
		skipped question	0




16. 16. In what range does your grade point average fall?

		Response Percent	Response Count
Less than 2.00		0.0%	0
2.00-2.50		3.1%	1
2.51-3.00		3.1%	1
3.01-3.50		34.4%	11
3.51-4.00		59.4%	19
answered question			32
skipped question			0

17. 17. Please identify the program/major in which you are earning a degree. If you have a double major, check both of your majors. (Note: Liberal Arts and Integrated Studies Students, check Liberal Arts or Integrated Studies. Do not check your field of study as a major.)

	Response Percent	Response Count
Accounting	0.0%	0
Advertising	0.0%	0
Agricultural Science & Technology (associate's)	0.0%	0
Agricultural Science (bachelor's)	0.0%	0
Animal Technology/Animal-Equine	0.0%	0
Animal Technology/Vet Tech, Pre-Vet	0.0%	0
Applied Physics	0.0%	0
Art	0.0%	0
Athletic Training	0.0%	0
Biology	0.0%	0
Business Administration (associate's)	0.0%	0
Business Administration (bachelor's)	0.0%	0
Career & Technical Education (associate's)	0.0%	0
Career & Technical Education (bachelor's)	0.0%	0
Chemistry	0.0%	0
Civil Engineering Technology (associate's)	0.0%	0
	answered question	32
	skipped question	0




17. 17. Please identify the program/major in which you are earning a degree. If you have a double major, check both of your majors. (Note: Liberal Arts and Integrated Studies Students, check Liberal Arts or Integrated Studies. Do not check your field of study as a major.)

Civil Engineering Technology (bachelor's)		0.0%	0
Communication Disorders		0.0%	0
Community Health		0.0%	0
Computer Information Systems		0.0%	0
Computer Science		0.0%	0
Creative Writing (BFA)		0.0%	0
Criminal Justice		0.0%	0
Economics		0.0%	0
Electromechanical Engineering Technology		0.0%	0
Elementary School Education		87.5%	28
Engineering Graphics & Design		0.0%	0
Engineering Physics		0.0%	0
English		0.0%	0
English Education (TESOL)		0.0%	0
Exercise Science		0.0%	0
Finance		0.0%	0
French		0.0%	0
General Studies (associate's)		0.0%	0
Geosciences		0.0%	0
German		0.0%	0
answered question			32
skipped question			0

17. 17. Please identify the program/major in which you are earning a degree. If you have a double major, check both of your majors. (Note: Liberal Arts and Integrated Studies Students, check Liberal Arts or Integrated Studies. Do not check your field of study as a major.)

Television Production	0.0%	0
Theatre	0.0%	0
Wildlife & Conservation Biology	0.0%	0
answered question		32
skipped question		0

18. 20. What is the highest degree you eventually hope to receive?

		Response Percent	Response Count
Associate		0.0%	0
Baccalaureate		9.4%	3
Graduate		59.4%	19
Professional		31.3%	10
answered question			32
skipped question			0

19. 21. Which best describes your situation?

		Response Percent	Response Count
Did not change major/area		65.6%	21
Did not initially declare major/area		3.1%	1
Changed major/area		31.3%	10
		answered question	32
		skipped question	0

19. 21. Which best describes your situation?

answered question	32
skipped question	0

20. 22. While school was in session during the past year, how many hours per week, on average, did you work for pay?

		Response Percent	Response Count
Did not work		21.9%	7
Worked 1-10 hrs		28.1%	9
Worked 11-20 hrs		21.9%	7
Worked 21-30 hrs		15.6%	5
Worked 31-40 hrs		12.5%	4
Worked over 40 hrs		0.0%	0
		answered question	32
		skipped question	0

21. 23. For the most part, were classes offered at times convenient to you?

		Response Percent	Response Count
Yes		96.9%	31
No		3.1%	1
		answered question	32
		skipped question	0

22. 24. What time would you have preferred?

		Response Percent	Response Count
Late afternoon		0.0%	0
Evening		0.0%	0
Weekend		0.0%	0
During the day		100.0%	1
Online		0.0%	0
answered question			1
skipped question			31

23. 25. Which best describes the location where you completed the majority of your courses?








		Response Percent	Response Count
Murray		7.7159%	0
		7.7159%	0
		7.7159%	0
		7.7159%	0
		7.7159%	0
		7.7159%	0
		7.7159%	0
		7.7159%	0
		7.7159%	0
answered question			32
skipped question			0

[Redacted]			
[Redacted]			
[Redacted]	[Redacted]	[Redacted]	[Redacted]
[Redacted]	[Redacted]	[Redacted]	[Redacted]
[Redacted]			
[Redacted]			



[Redacted]
[Redacted]



26. 28. Why did it take you an extra semester or more?

		Response Percent	Response Count
Work obligation limited my enrollment.		25.0%	2
Family obligations limited my enrollment.		12.5%	1
Tuition and other costs of attendance limited my enrollment.		12.5%	1
A decision to change majors added to my requirements.		12.5%	1
A required course or courses were not offered.		12.5%	1
Credits were lost transferring to Murray State.		12.5%	1
Other (please specify)		37.5%	3
		answered question	8
		skipped question	24




26. 28. Why did it take you an extra semester or more?

	answered question	8
	skipped question	24

27. 29. Did you have trouble getting any course(s) you needed while at Murray State?

		Response Percent	Response Count
Yes		21.9%	7
No		78.1%	25
	answered question		32
	skipped question		0

28. 30. Why did you have trouble getting the course?





		Response Percent	Response Count
The course was not offered the semester I needed it.		57.1%	4
The course was not offered at hours convenient to my work schedule.		0.0%	0
The course was not offered at hours suitable for my school schedule.		28.6%	2
All course sections were closed.		14.3%	1
I was unaware of the prerequisites for the course.		0.0%	0
	answered question		7
	skipped question		25

29. 31. Which statement best describes your experience with off-campus coop/internship?

		Response Percent	Response Count
Cannot judge; I did not have one.		29.0%	9
My experience was very valuable.		64.5%	20
My experience was valuable.		6.5%	2
My experience was of little value.		0.0%	0
My experience was of no value.		0.0%	0
answered question			31
skipped question			1

30. 32. Which statement best describes your experience with on-campus faculty-directed research, scholarly, or creative project?

		Response Percent	Response Count
Cannot judge; I did not have one.		54.8%	17
My experience was very valuable.		19.4%	6
My experience was valuable.		22.6%	7
My experience was of little value.		3.2%	1
My experience was of no value.		0.0%	0
answered question			31
skipped question			1




31. 33. Which statement best describes your experience with academic advising in your major/area?

answered question 31


skipped question 1



46 Effectiveness of library personnel in meeting your information needs	58.6% (17)	41.4% (12)	0.0% (0)	0.0% (0)	3.59	29
47. Access to on-hand or electronic library resources	58.6% (17)	41.4% (12)	0.0% (0)	0.0% (0)	3.59	29
48. Computer, individual and group work spaces available within						

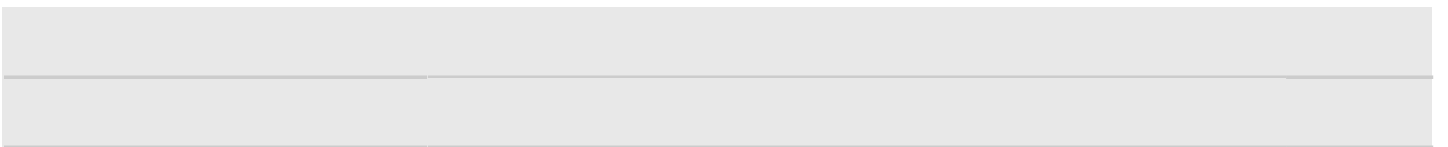



35. 90. To what extent did you participate in Residential College activities?

		Response Percent	Response Count
Did not participate		53.3%	16
Frequently		10.0%	3
Occasionally		16.7%	5
Seldom		20.0%	6
answered question			30
skipped question			2













39. 103. What do you expect to do after you graduate?

		Response Percent	Response Count
		answered question	27
		skipped question	5

Header	

Header	
	
	
	
	

41. 105. If you intend to work full-time, what do you expect your salary to be?





		Response Percent	Response Count
Above \$75,000		0.0%	0
\$65,000 - \$75,000		0.0%	0
\$55,000 - \$64,999		0.0%	0
\$45,000 - \$54,999	<input type="checkbox"/>	3.8%	1
\$35,000 - \$44,999	<input type="checkbox"/>	57.7%	15
\$25,000 - \$34,999	<input type="checkbox"/>	30.8%	8
Below \$25,000	<input type="checkbox"/>	3.8%	1
Does not apply	<input type="checkbox"/>	3.8%	1
answered question			26
skipped question			6

41. 105. If you intend to work full-time, what do you expect your salary to be?



answered question 26

skipped question 6

42. 106. If you intend to continue your education, please indicate which statement best describes the institution you will attend.

		Response Percent	Response Count
Murray State University		61.5%	16
University/College in Kentucky		26.9%	7
University/College outside Kentucky		3.8%	1
Does not apply		7.7%	2
		answered question	26
		skipped question	6

43. 107. "I would recommend Murray State University to a prospective student."

		Response Percent	Response Count
Strongly agree		80.8%	21
Agree		19.2%	5
Disagree		0.0%	0
Strongly disagree		0.0%	0
		answered question	26
		skipped question	6