






### 3. 3. Ethnic Background

		Response Percent	Response Count
<b>White</b>		<b>100.0%</b>	<b>8</b>
Black/African-American		0.0%	0
Asian		0.0%	0
Hispanic/Latino		0.0%	0
American Indian/Alaskan Native		0.0%	0
Native Hawaiian/Other Pacific Islander		0.0%	0
Two or more races		0.0%	0
		<b>answered question</b>	<b>8</b>
		<b>skipped question</b>	<b>0</b>

### 4. 4. Are you a U.S. citizen?

		Response Percent	Response Count
<b>Yes</b>		<b>100.0%</b>	<b>8</b>
No		0.0%	0
		<b>answered question</b>	<b>8</b>
		<b>skipped question</b>	<b>0</b>

## 5. 5. What is your residency classification at MSU?


		Response Percent	Response Count
In-state		100.0%	8
Out-of-state		0.0%	0
International		0.0%	0
		<b>answered question</b>	<b>8</b>
		<b>skipped question</b>	<b>0</b>

### 5. 5. What is your residency classification at MSU?



answered question 8

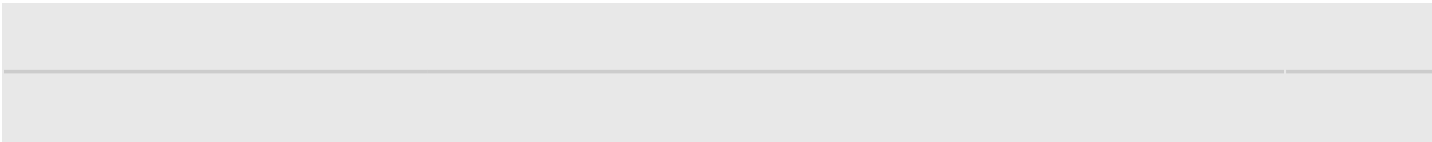

skipped question 0

### 6. 6. Age


		Response Percent	Response Count
24 or younger		100.0%	8
25-34		0.0%	0
35-44		0.0%	0
45 or older		0.0%	0
		answered question	8
		skipped question	0

### 7. 7. Has either of your parents received a bachelor's degree?


		Response Percent	Response Count
Yes		87.5%	7
No		12.5%	1
		answered question	8
		skipped question	0








**11. 11. Approximately what percent of your University Studies (general education) classes did you take at MSU?**

		Response Percent	Response Count
Under 25%		100.0%	1
25-49%		0.0%	0
50-74%		0.0%	0
75-100%		0.0%	0
answered question			1
skipped question			7

**12. 12. What has been your attendance status at MSU?**

		Response Percent	Response Count
Primarily full-time		100.0%	8
Primarily part-time		0.0%	0
answered question			8
skipped question			0

### 13. 13. In which Residential College are you a member?



		Response Percent	Response Count
Do not know		0.0%	0
Clark College		25.0%	2
Elizabeth College		12.5%	1
Franklin-Springer Colleges		0.0%	0
Hart College		0.0%	0
Hester College		12.5%	1
Regents College		0.0%	0
Richmond College		12.5%	1
<b>White College</b>		<b>37.5%</b>	<b>3</b>
<b>answered question</b>			<b>8</b>
<b>skipped question</b>			<b>0</b>

### 13. 13. In which Residential College are you a member?




answered question 8

skipped question 0

### 14. 14. Have you ever received any type of Financial Aid while at MSU? (scholarships, grants, work-study, etc.)




		Response Percent	Response Count
Yes		87.5%	7
No		12.5%	1
		answered question	8
		skipped question	0

### 15. 15. How many years will it take you to complete your degree from the point of your initial enrollment in college (including any time at a previous institution)?


		Response Percent	Response Count
Two		0.0%	0
Three		12.5%	1
Four		50.0%	4
Five		37.5%	3
Six		0.0%	0
More than six		0.0%	0
		answered question	8
		skipped question	0





## 16. 16. In what range does your grade point average fall?

		Response Percent	Response Count
Less than 2.00		0.0%	0
2.00-2.50		0.0%	0
2.51-3.00		12.5%	1
3.01-3.50		25.0%	2
3.51-4.00		62.5%	5
<b>answered question</b>			<b>8</b>
<b>skipped question</b>			<b>0</b>











**17. 17. Please identify the program/major in which you are earning a degree. If you have a double major, check both of your majors. (Note: Liberal Arts and Integrated Studies Students, check Liberal Arts or Integrated Studies. Do not check your field of study as a major.)**

Middle School Education	0.0%	0
Music	<b>0.0%</b>	0
Music Business	0.0%	0
Nonprofit Leadership Studies	0.0%	0
N		
	<b>answered question</b>	<b>8</b>
	<b>skipped question</b>	<b>0</b>







## 22. 24. What time would you have preferred?

	Response Percent	Response Count
Late afternoon	0.0%	0
Evening	0.0%	0
Weekend	0.0%	0
During the day	0.0%	0
Online	0.0%	0
<b>answered question</b>		<b>0</b>
<b>skipped question</b>		<b>8</b>



## 23. 25. Which best describes the location where you completed the majority of your courses?

	Response Percent	Response Count
<b>Murray</b>	<b>100.0%</b>	<b>8</b>
Paducah	0.0%	0
Ft. Campbell	0.0%	0
Madisonville	0.0%	0
Hopkinsville	0.0%	0
Henderson	0.0%	0
Online	0.0%	0
Other (please specify)	0.0%	0
<b>answered question</b>		<b>8</b>
<b>skipped question</b>		<b>0</b>




**24. 26. Did you take any online courses while at Murray State?**


		Response Percent	Response Count
Yes		62.5%	5
No		37.5%	3
answered question			8
skipped question			0


**25. 27. Did it take you an extra semester or more to complete degree requirements at Murray State?**

		Response Percent	Response Count
Yes		25.0%	2
No		75.0%	6
answered question			8
skipped question			0




## 26. 28. Why did it take you an extra semester or more?

		Response Percent	Response Count
<b>Work obligation limited my enrollment.</b>		50.0%	1
Family obligations limited my enrollment.		0.0%	0
Tuition and other costs of attendance limited my enrollment.		0.0%	0
<b>A decision to change majors added to my requirements.</b>		50.0%	1
<b>A required course or courses were not offered.</b>		50.0%	1
Credits were lost transferring to			
		<b>answered question</b>	<b>2</b>
		<b>skipped question</b>	<b>6</b>





### 31. 33. Which statement best describes your experience with academic advising in your major/area?

		Response Percent	Response Count
Cannot judge; I did not make use of the opportunity.		0.0%	0
<b>I was satisfied with information my adviser provided.</b>		<b>75.0%</b>	<b>6</b>
Advice was inaccurate, incomplete, or misleading.		12.5%	1
My adviser was not available.		12.5%	1
		<b>answered question</b>	<b>8</b>
		<b>skipped question</b>	<b>0</b>

**31. 33. Which statement best describes your experience with academic advising in your major/area?**

**answered question 8**

**skipped question 0**









68. International student support services	12.5% (1)	12.5% (1)	0.0% (0)	0.0% (0)	<b>75.0% (6)</b>	3.50	8
69. Internet and wireless access for study and research needs	<b>50.0% (4)</b>	37.5% (3)	12.5% (1)	0.0% (0)	0.0% (0)	3.38	8
70. Intramural Sports and Recreation	25.0% (2)	25.0% (2)	0.0% (0)	0.0% (0)	<b>50.0% (4)</b>	3.50	8
71. LGBT programs	12.5% (1)	0.0% (0)	0.0% (0)	0.0% (0)	<b>87.5% (7)</b>	4.00	8
72. Lowry Center/Developmental courses and tutoring	12.5% (1)	0.0% (0)	0.0% (0)	0.0% (0)	<b>87.5% (7)</b>	4.00	8
73. Library	12.5% (1)	<b>75.0% (6)</b>	0.0% (0)	12.5% (1)	0.0% (0)	2.88	8
74. MSU web site	12.5% (1)	<b>75.0% (6)</b>	12.5% (1)	0.0% (0)	0.0% (0)	3.00	8
75. NCAA Sports	25.0% (2)	12.5% (1)	0.0% (0)	0.0% (0)	<b>62.5% (5)</b>	3.67	8
76. Online course	0.0%	0.0%	0.0%	0.0%	0.0%	0.2882	5.06

**34. Questions 56-89** For each of these services, activities or programs that you used, please indicate the extent to which you were satisfied that they met your needs. For those that you did not use, mark the "Did Not Use" option.

82. Student Disability Services (SDS)	12.5% (1)	0.0% (0)	0.0% (0)	0.0% (0)	<b>87.5% (7)</b>	4.00	8
83. Transcript requests	37.5% (3)	<b>50.0% (4)</b>	0.0% (0)	12.5% (1)	0.0% (0)	3.25	8
<b>answered question</b>						<b>8</b>	
<b>skipped question</b>						<b>0</b>	

### 35. 90. To what extent did you participate in Residential College activities?

		Response Percent	Response Count
Did not participate		85.7%	6
Frequently		0.0%	0
Occasionally		14.3%	1
Seldom		0.0%	0
<b>answered question</b>			<b>7</b>
<b>skipped question</b>			<b>1</b>

Header bar (green)

Blank row (light gray)

Blank row (light gray)

Header bar (green)

Blank row (light gray)

Blank row (light gray)	
Blank row (light gray)	

Header bar (green)

Blank row (light gray)

Blank row (light gray)	
Blank row (light gray)	










**38. Questions 93-102 The University has formulated ten desired "Characteristics of the Murray State University Graduate." Please indicate how effective your MSU experience was in enhancing your abilities in each area.**

100. Understand the importance of the behaviors necessary to maintain a healthy lifestyle;	<b>37.5% (3)</b>	<b>37.5% (3)</b>	25.0% (2)	0.0% (0)	3.13	8
101. Demonstrate mastery of a chosen field of study;	<b>75.0% (6)</b>	25.0% (2)	0.0% (0)	0.0% (0)	3.75	8
102. Value intellectual pursuit and continuous learning in a changing world.	<b>75.0% (6)</b>	25.0% (2)	0.0% (0)	0.0% (0)	3.75	8
<b>answered question</b>						<b>8</b>
<b>skipped question</b>						<b>0</b>







### 39. 103. What do you expect to do after you graduate?

		Response Percent	Response Count
I am unsure of my immediate plans.		12.5%	1
I will look for a job.		0.0%	0
I will continue working in the position I now have.		0.0%	0
I will work at a position I recently accepted.		0.0%	0
I will do additional undergraduate work.		0.0%	0
I will go to graduate school.		25.0%	2
I will go to law school.		0.0%	0
<b>I will go to medical school.</b>		<b>37.5%</b>	<b>3</b>
I will go to other professional school.		25.0%	2
I will not work or attend school.		0.0%	0
		<b>answered question</b>	<b>8</b>
		<b>skipped question</b>	<b>0</b>



**41. 105. If you intend to work full-time, what do you expect your salary to be?**




		Response Percent	Response Count
Above \$75,000		12.5%	1
\$65,000 - \$75,000		0.0%	0
\$55,000 - \$64,999		0.0%	0
\$45,000 - \$54,999		12.5%	1
			
			
		<b>answered question</b>	<b>8</b>
		<b>skipped question</b>	<b>0</b>

**41. 105. If you intend to work full-time, what do you expect your salary to be?**

answered question 8

skipped question 0

**42. 106. If you intend to continue your education, please indicate which statement best describes the institution you will attend.**

		Response Percent	Response Count
Murray State University		12.5%	1
<b>University/College in Kentucky</b>		<b>50.0%</b>	<b>4</b>
University/College outside Kentucky		37.5%	3
Does not apply			
		answered question	8
		skipped question	0