








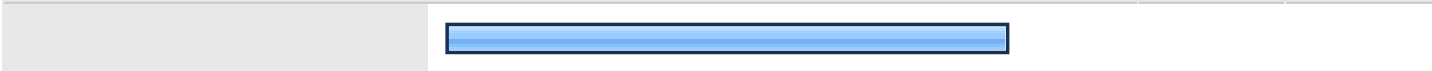


--	--	--	--	--	--	--	--	--	--	--

--	--	--	--	--	--	--	--	--	--	--

--	--	--	--	--	--	--	--	--	--	--

--	--	--	--	--	--	--	--	--	--	--

--	--	--	--	--	--	--	--	--	--	--



**5. 5. What is your residency classification at MSU?**

[Redacted]

[Redacted]

**answered question**



**28**

### 5. 5. What is your residency classification at MSU?



answered question 28

skipped question 0



### 6. 6. Age

		Response Percent	Response Count
24 or younger		85.7%	24
25-34		14.3%	4
35-44		0.0%	0
45 or older		0.0%	0
		answered question	28
		skipped question	0




### 7. 7. Has either of your parents received a bachelor's degree?

		Response Percent	Response Count
Yes		67.9%	19
No		32.1%	9
		answered question	28
		skipped question	0




### 8. 8. Has either of your parents received a degree from MSU?

		Response Percent	Response Count
Yes		17.9%	5
No		82.1%	23
answered question			28
skipped question			0

### 9. 9. What was your original entry status to MSU?









		Response Percent	Response Count
Freshman		82.1%	23
Transfer from community college/technical school		3.6%	1
Transfer from 4-yr institution		14.3%	4
answered question			28
skipped question			0

### 10. 10. How many credits were transferred?

		Response Percent	Response Count
12 or fewer		0.0%	0
13-30		60.0%	3
31-60		20.0%	1
Over 60		20.0%	1
answered question			5
skipped question			23



### 13. 13. In which Residential College are you a member?

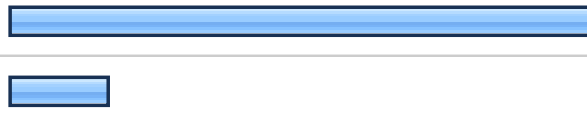
		Response Percent	Response Count
Do not know		0.0%	0
Clark College		14.3%	4
Elizabeth College		7.1%	2
Franklin-Springer Colleges		7.1%	2
<b>Hart College</b>		<b>28.6%</b>	<b>8</b>
Hester College		14.3%	4
Regents College		3.6%	1
Richmond College		17.9%	5
White College		7.1%	2
<b>answered question</b>			<b>28</b>
<b>skipped question</b>			<b>0</b>

**13. 13. In which Residential College are you a member?**

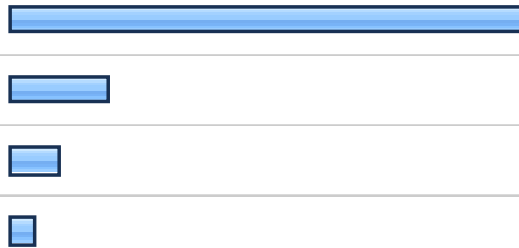
answered question	28
skipped question	0

**14. 14. Have you ever received any type of Financial Aid while at MSU? (scholarships, grants, work-study, etc.)**

Response



answered question	28
skipped question	0









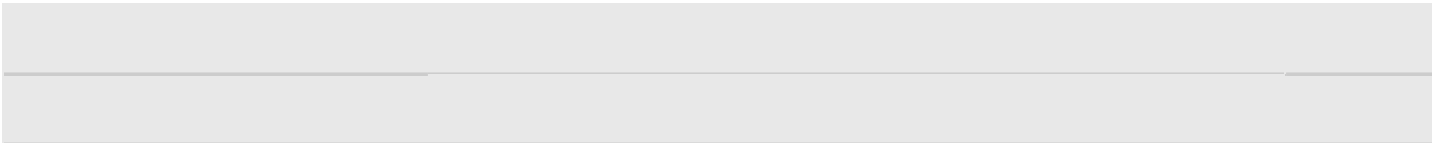








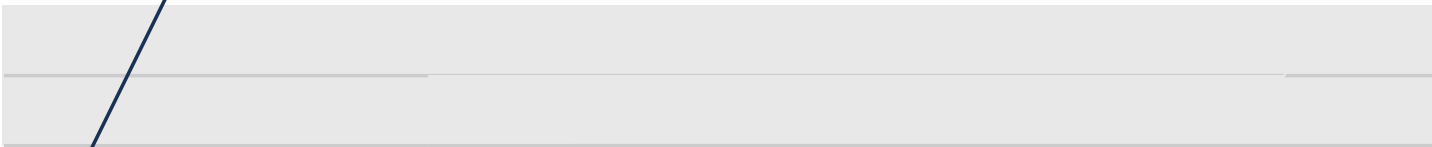

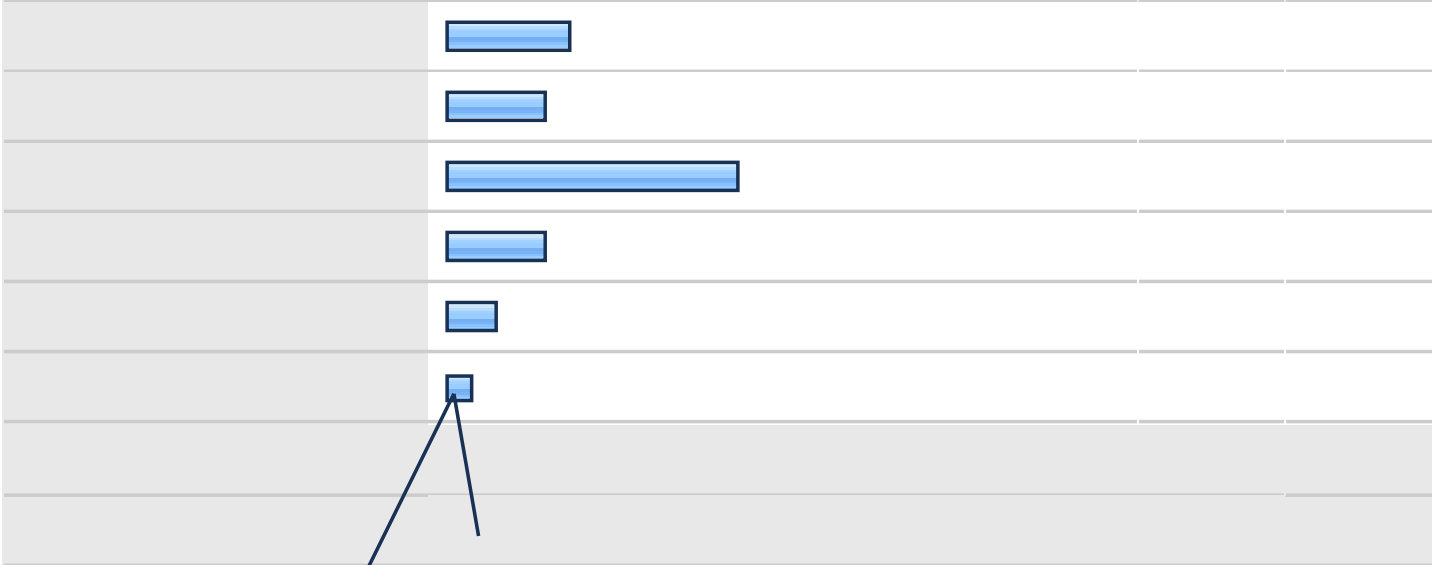

**17. 17. Please identify the program/major in which you are earning a degree. If you have a double major, check both of your majors. (Note: Liberal Arts and Integrated Studies Students, check Liberal Arts or Integrated Studies. Do not check your field of study as a major.)**

Middle School Education	<input checked="" type="checkbox"/>	3.6%	1
Music		0.0%	0
Music Business		0.0%	0
Nonprofit Leadership Studies		0.0%	0
Nursing		0.0%	0
Nursing/RN to BSN		0.0%	0
Nutrition, Dietetics, & Food Mgmt		0.0%	0
Occupational Safety and Health		0.0%	0
Organizational Communication		0.0%	0
Philosophy		0.0%	0
Physics		0.0%	0
Political Science		0.0%	0
Psychology		0.0%	0
Public Administration		0.0%	0
Public Relations		0.0%	0
Recreation & Leisure Services		0.0%	0
Social Work		0.0%	0
Sociology		0.0%	0
Spanish		0.0%	0
Telecommunications Systems Mgmt		0.0%	0
<b>answered question</b>			<b>28</b>
<b>skipped question</b>			<b>0</b>



## 19. 21. Which best describes your situation?

		Response Percent	Response Count
Did not change major/area		67.9%	19
Did not initially declare major/area		3.6%	1
Changed major/area		28.6%	8
		<b>answered question</b>	<b>28</b>
		<b>skipped question</b>	<b>0</b>





Biological Sciences







**24. 26. Did you take any online courses while at Murray State?**

		Response Percent	Response Count
Yes		64.3%	18
No		35.7%	10
answered question			28
skipped question			0

**25. 27. Did it take you an extra semester or more to complete degree requirements at Murray State?**

		Response Percent	Response Count
Yes		32.1%	9
No		67.9%	19
answered question			28
skipped question			0








**29. 31. Which statement best describes your experience with off-campus coop/internship?**

		Response Percent	Response Count
Cannot judge; I did not have one.		77.8%	21
My experience was very valuable.		18.5%	5
My experience was valuable.		3.7%	1
My experience was of little value.		0.0%	0
My experience was of no value.		0.0%	0
		<b>answered question</b>	<b>27</b>
		<b>skipped question</b>	<b>1</b>

**30. 32. Which statement best describes your experience with on-campus faculty-directed research, scholarly, or creative project?**

		Response Percent	Response
		<b>answered question</b>	<b>28</b>
		<b>skipped question</b>	<b>0</b>

### 31. 33. Which statement best describes your experience with academic advising in your major/area?

		Response Percent	Response Count
Cannot judge; I did not make use of the opportunity.		0.0%	0
<b>I was satisfied with information my adviser provided.</b>		<b>75.0%</b>	<b>21</b>
Advice was inaccurate, incomplete, or misleading.		17.9%	5
My adviser was not available.		7.1%	2
<b>answered question</b>			<b>28</b>
<b>skipped question</b>			<b>0</b>

**31. 33. Which statement best describes your experience with academic advising in your major/area?**

**answered question 28**

**skipped question 0**








**32. Questions 34-48 For each of these items, indicate the extent to which you were satisfied.**

46 Effectiveness of library personnel in meeting your information needs	35.7% (10)	<b>53.6% (15)</b>	10.7% (3)	0.0% (0)	3.25	28
47. Access to on-hand or electronic library resources	32.1% (9)	<b>53.6% (15)</b>	14.3% (4)	0.0% (0)	3.18	28
48. Computer, individual and group work spaces available within University Libraries (Waterfield, Pogue and Overby)	32.1% (9)	<b>42.9% (12)</b>	21.4% (6)	3.6% (1)	3.04	28
					<b>answered question</b>	<b>28</b>
					<b>skipped question</b>	<b>0</b>

**33. Questions 49-55 University Studies is designed to offer you a broad base of skills and knowledge and to prepare you for upper division study. Please indicate how effective University Studies at Murray State was in helping you achieve these goals.**

	<b>Very effective</b>	<b>Effective</b>	<b>Ineffective</b>	<b>Very ineffective</b>	<b>Rating Average</b>	<b>Rating Count</b>
49. Writing skills	28.6% (8)	<b>46.4% (13)</b>	25.0% (7)	0.0% (0)	3.04	28
50. Speaking skills	<b>50.0% (14)</b>	42.9% (12)	7.1% (2)	0.0% (0)	3.43	28
51. Critical thinking skills	<b>39.3% (11)</b>	35.7% (10)	25.0% (7)	0.0% (0)	3.14	28
52. Technology skills/computer skills	21.4% (6)	<b>46.4% (13)</b>	32.1% (9)	0.0% (0)	2.89	28
53. General knowledge in the liberal arts and sciences	25.0% (7)	<b>50.0% (14)</b>	25.0% (7)	0.0% (0)	3.00	28
54. International perspectives	25.0% (7)	<b>46.4% (13)</b>	25.0% (7)	3.6% (1)	2.93	28
55. Stimulation of interest in areas outside your chosen field of study	28.6% (8)	<b>39.3% (11)</b>	32.1% (9)	0.0% (0)	2.96	28
					<b>answered question</b>	<b>28</b>
					<b>skipped question</b>	<b>0</b>










### 35. 90. To what extent did you participate in Residential College activities?

		Response Percent	Response Count
<b>Did not participate</b>		<b>29.6%</b>	<b>8</b>
Frequently		14.8%	4
<b>Occasionally</b>		<b>29.6%</b>	<b>8</b>
Seldom		25.9%	7
<b>answered question</b>			<b>27</b>
<b>skipped question</b>			<b>1</b>
















### 39. 103. What do you expect to do after you graduate?





		Response Percent	Response Count
I am unsure of my immediate plans.		11.5%	3
I will look for a job.		11.5%	3
I will continue working in the position I now have.		3.8%	1
I will work at a position I recently accepted.		3.8%	1
I will do additional undergraduate work.		0.0%	0
<b>I will go to graduate school.</b>		<b>23.1%</b>	<b>6</b>
I will go to law school.		0.0%	0
<b>I will go to medical school.</b>		<b>23.1%</b>	<b>6</b>
<b>I will go to other professional school.</b>		<b>23.1%</b>	<b>6</b>
I will not work or attend school.		0.0%	0
		<b>answered question</b>	<b>26</b>
		<b>skipped question</b>	<b>2</b>

### 39. 103. What do you expect to do after you graduate?

answered question 26

skipped question 2

### 40. 104. If you are already employed, how closely related is your job to your field of study?

		Response Percent	Response Count
Extremely close		19.2%	5
Somewhat close		0.0%	0
Somewhat different		0.0%	0
Extremely different		19.2%	5
I cannot determine		3.8%	1
<b>Does not apply</b>		<b>57.7%</b>	<b>15</b>
		<b>answered question</b>	<b>26</b>
		<b>skipped question</b>	<b>2</b>

