

# MSU Senior Survey

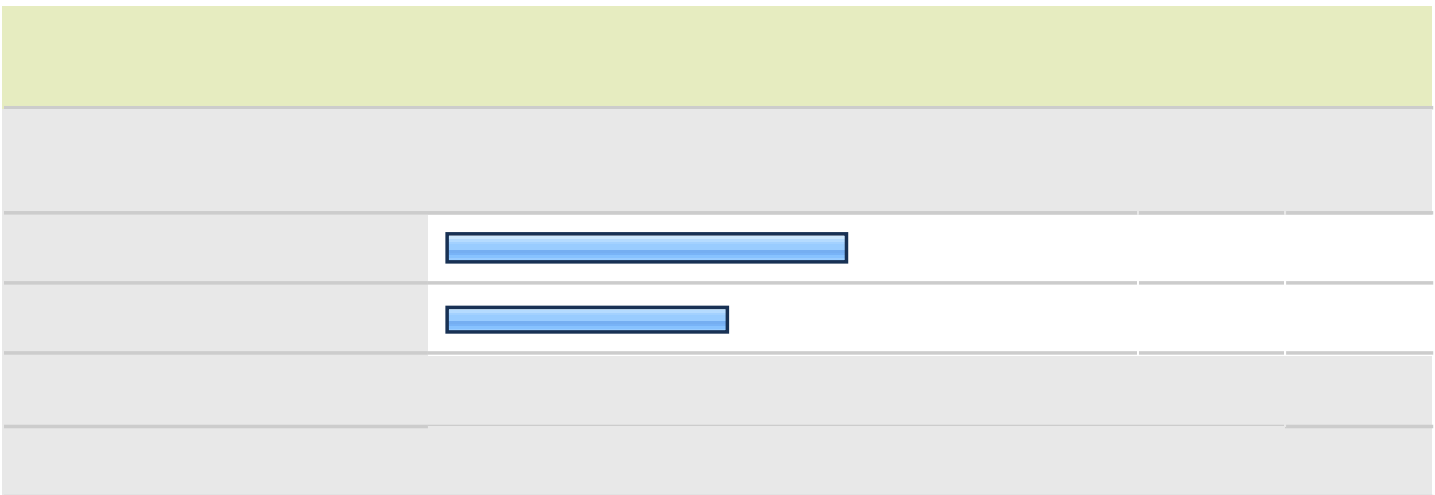
## 1. 1. Graduation Date

### Month




	May	August	December	Response Count
Please select the month and year that you plan to graduate:	95.8% (158)	2.4% (4)	1.8% (3)	165

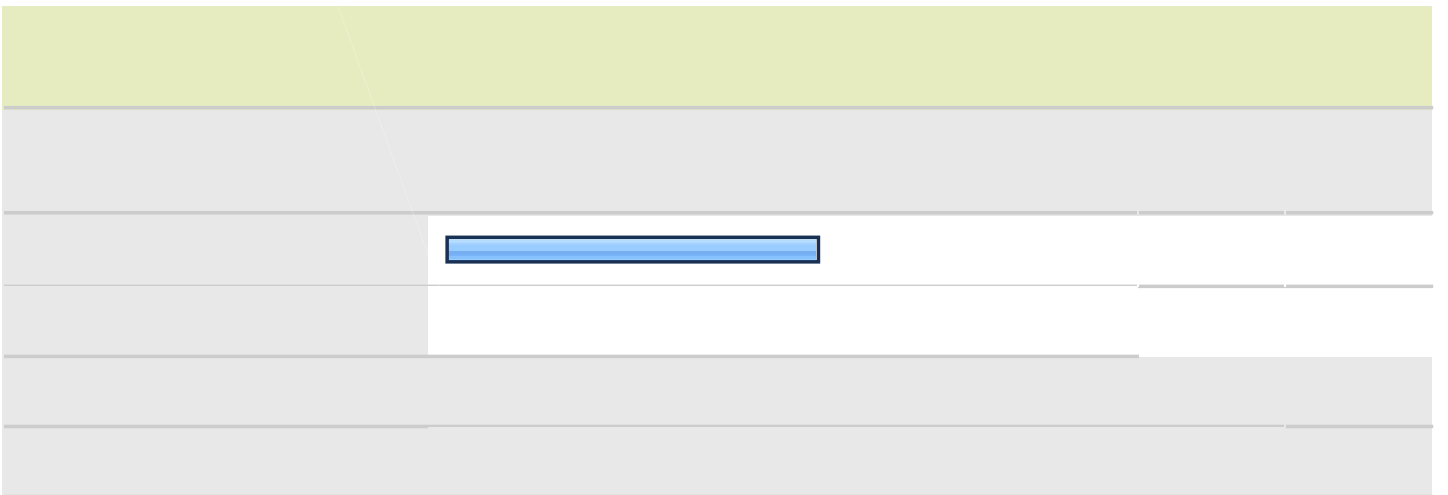
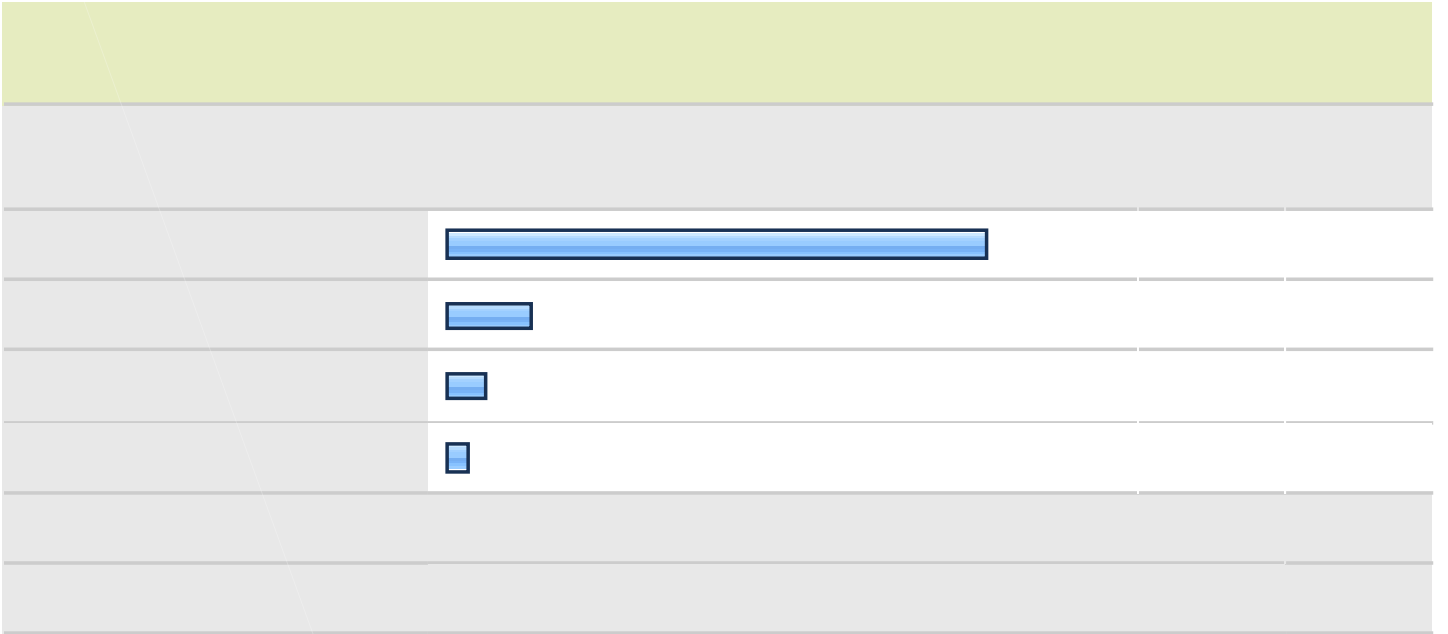

### Year

	2012	2013	2014	2015	2016	2017	2018	2019	2020	Response Count
Please select the month and year that you plan to graduate:	0.0% (0)			0.0%						
<b>answered question</b>										<b>165</b>
<b>skipped question</b>										<b>0</b>




## 5. 5. What is your residency classification at MSU?

		Response Percent	Response Count
In-state		73.3%	121
Out-of-state		23.6%	39
International		3.0%	5
<b>answered question</b>			<b>165</b>
<b>skipped question</b>			<b>0</b>






**11. 11. Approximately what percent of your University Studies (general education) classes did you take at MSU?**

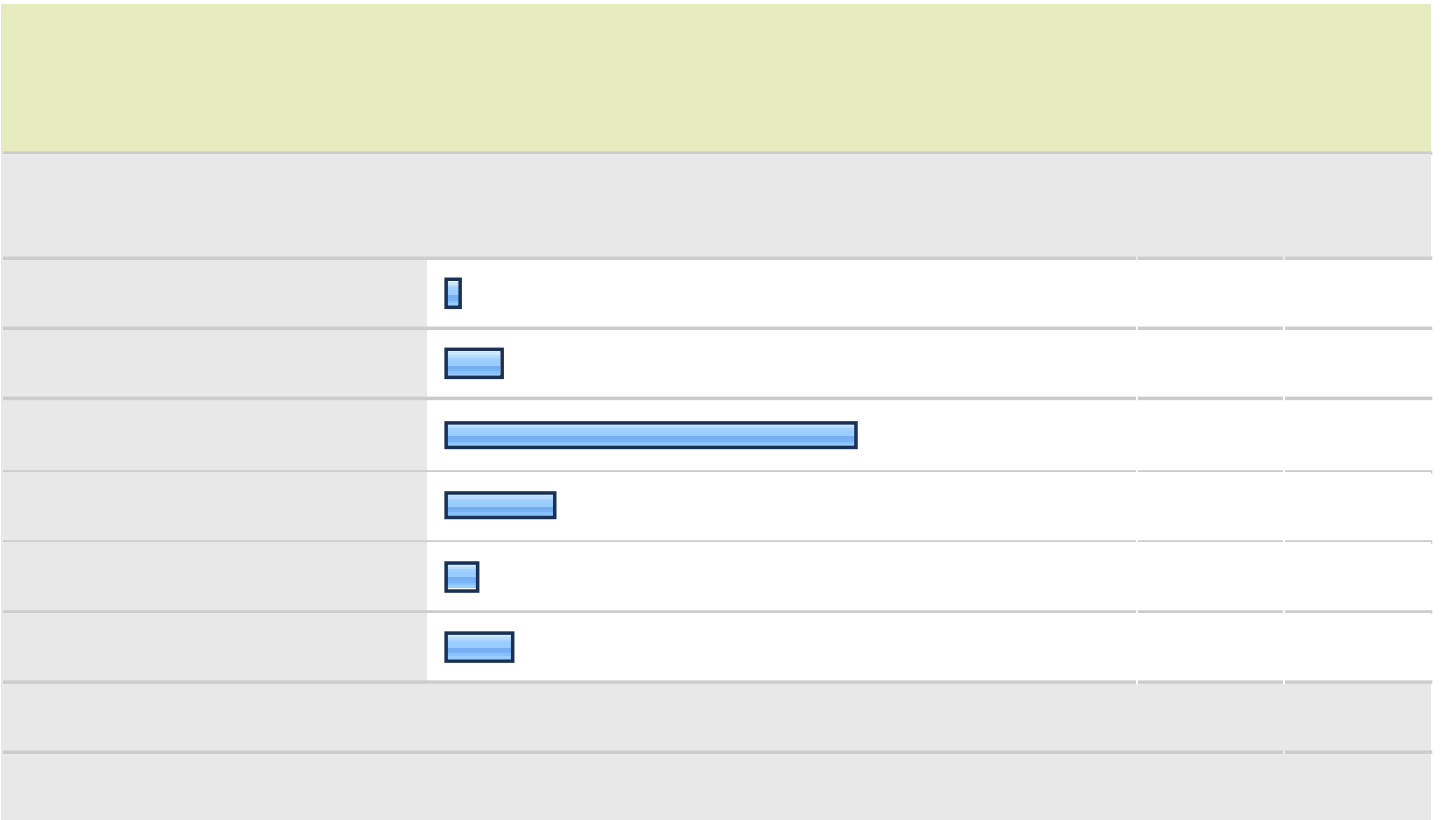
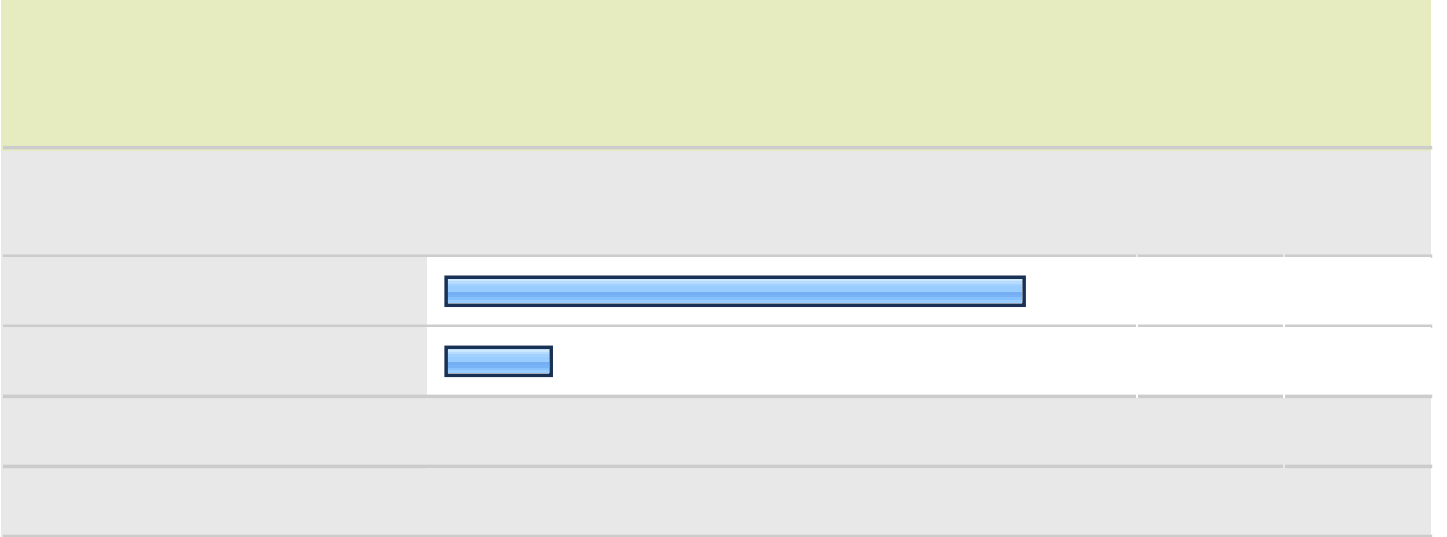
		Response Percent	Response Count
Under 25%		50.0%	25
25-49%		12.0%	6
50-74%		14.0%	7
75-100%		24.0%	12
answered question			50
skipped question			115

**12. 12. What has been your attendance status at MSU?**

		Response Percent	Response Count
Primarily full-time		93.3%	154
Primarily part-time		6.7%	11
answered question			165
skipped question			0



13. 13. In which Residential College ar6984 ar6984 ar6984 ar6984 ar6984 ar6984 ar6984 ar6984 a




**17. 17. Please identify the program/major in which you are earning a degree. If you have a double major, check both of your majors. (Note: Liberal Arts and Integrated Studies Students, check Liberal Arts or Integrated Studies. Do not check your field of study as a major.)**

		Response Percent	Response Count
Accounting		12.7%	21
Advertising		4.2%	7
Agricultural Science & Technology (associate's)		0.6%	1
Agricultural Science (bachelor's)		1.8%	3
Animal Technology/Animal-Equine		0.0%	0
Animal Technology/Vet Tech, Pre-Vet		0.6%	1
Applied Physics		0.0%	0
Art		0.0%	0
Athletic Training		0.0%	0
Biology		0.0%	0
Business Administration (associate's)		0.6%	1
<b>Business Administration (bachelor's)</b>		<b>16.4%</b>	<b>27</b>
Career & Technical Education (associate's)		0.0%	0
Career & Technical Education (bachelor's)		0.0%	0
Chemistry		0.0%	0
Civil Engineering Technology (associate's)		0.0%	0
<b>answered question</b>			<b>165</b>
<b>skipped question</b>			<b>0</b>



17. 17. Please identify the program/major in which you are earning a degree. If you

□

□

□

□

□

□

□

□

□

**17. 17. Please identify the program/major in which you are earning a degree. If you have a double major, check both of your majors. (Note: Liberal Arts and Integrated Studies Students, check Liberal Arts or Integrated Studies. Do not check your field of study as a major.)**

Middle School Education		0.0%	0
Music		0.0%	0
Music Business		0.0%	0
Nonprofit Leadership Studies	<input type="checkbox"/>	1.2%	2
Nursing		0.0%	0
Nursing/RN to BSN		0.0%	0
Nutrition, Dietetics, & Food Mgmt		0.0%	0
Occupational Safety and Health		0.0%	0
Organizational Communication	<input type="checkbox"/>	10.9%	18
Philosophy		0.0%	0
Physics		0.0%	0
Political Science		0.0%	0
Psychology	<input type="checkbox"/>	0.6%	1
Public Administration		0.0%	0
Public Relations	<input type="checkbox"/>	11.5%	19
Recreation & Leisure Services		0.0%	0
Social Work		0.0%	0
Sociology		0.0%	0
Spanish		0.0%	0
Telecommunications Systems Mgmt	<input type="checkbox"/>	4.8%	8
<b>answered question</b>			<b>165</b>
<b>skipped question</b>			<b>0</b>




**17. 17. Please identify the program/major in which you are earning a degree. If you have a double major, check both of your majors. (Note: Liberal Arts and Integrated Studies Students, check Liberal Arts or Integrated Studies. Do not check your field of study as a major.)**

Television Production	<input checked="" type="checkbox"/>	3.6%	6
Theatre	<input type="checkbox"/>	0.0%	0
Wildlife & Conservation Biology	<input type="checkbox"/>	0.0%	0
<b>answered question</b>			<b>165</b>
<b>skipped question</b>			<b>0</b>

**18. 20. What is the highest degree you eventually hope to receive?**

		Response Percent	Response Count
Associate	<input type="checkbox"/>	0.0%	0
Baccalaureate	<input checked="" type="checkbox"/>	38.2%	63
<b>Graduate</b>	<input checked="" type="checkbox"/>	<b>54.5%</b>	<b>90</b>
Professional	<input checked="" type="checkbox"/>	7.3%	12
<b>answered question</b>			<b>165</b>
<b>skipped question</b>			<b>0</b>

## 19. 21. Which best describes your situation?

		Response Percent	Response Count
Did not change major/area		43.0%	71
Did not initially declare major/area		12.7%	21
<b>Changed major/area</b>		<b>44.2%</b>	<b>73</b>
		<b>answered question</b>	<b>165</b>
		<b>skipped question</b>	<b>0</b>

**19. 21. Which best describes your situation?**

answered question	165
skipped question	0

**20. 22. While school was in session during the past year, how many hours per week, on average, did you work for pay?**





		Response Percent	Response Count
Did not work		17.0%	28
Worked 1-10 hrs		9.1%	15
<b>Worked 11-20 hrs</b>		<b>33.3%</b>	<b>55</b>
Worked 21-30 hrs		17.6%	29
Worked 31-40 hrs		9.7%	16
Worked over 40 hrs		13.3%	22
		answered question	165
		skipped question	0

**21. 23. For the most part, were classes offered at times convenient to you?**




		Response Percent	Response Count
Yes		95.8%	158
No		4.2%	7
		answered question	165
		skipped question	0





## 22. 24. What time would you have preferred?

		Response Percent	Response Count
Late afternoon		14.3%	1
Evening		14.3%	1
Weekend		0.0%	0
<b>During the day</b>		<b>57.1%</b>	<b>4</b>
Online		14.3%	1
<b>answered question</b>			<b>7</b>
<b>skipped question</b>			<b>158</b>



## 23. 25. Which best describes the location where you completed the majority of your courses?

		Response Percent	Response Count
<b>Murray</b>		<b>89.0%</b>	<b>146</b>
Paducah		1.8%	3
Ft. Campbell		0.0%	0
Madisonville		0.0%	0
Hopkinsville		0.0%	0
Henderson		0.0%	0
Online		9.1%	15
Other (please specify)		0.0%	0
<b>answered question</b>			<b>164</b>
<b>skipped question</b>			<b>1</b>








**24. 26. Did you take any online courses while at Murray State?**

		Response Percent	Response Count
Yes		71.5%	118
No		28.5%	47
answered question			165
skipped question			0

**25. 27. Did it take you an extra semester or more to complete degree requirements at Murray State?**

		Response Percent	Response Count
Yes		32.1%	53
No		67.9%	112
answered question			165
skipped question			0

## 26. 28. Why did it take you an extra semester or more?

		Response Percent	Response Count
Work obligation limited my enrollment.		26.9%	14
Family obligations limited my enrollment.		15.4%	8
Tuition and other costs of attendance limited my enrollment.		9.6%	5
<b>A decision to change majors added to my requirements.</b>		<b>34.6%</b>	<b>18</b>
A required course or courses were not offered.		13.5%	7
Credits were lost transferring to Murray State.		17.3%	9
Other (please specify)		21.2%	11
		<b>answered question</b>	<b>52</b>
		<b>skipped question</b>	<b>113</b>




### 29. 31. Which statement best describes your experience with off-campus coop/internship?

		Response Percent	Response Count
<b>Cannot judge; I did not have one.</b>		<b>52.8%</b>	<b>85</b>
My experience was very valuable.		29.2%	47
My experience was valuable.		13.0%	21
My experience was of little value.		5.0%	8
My experience was of no value.		0.0%	0
		<b>answered question</b>	<b>161</b>
		<b>skipped question</b>	<b>4</b>

### 30. 32. Which statement best describes your experience with on-campus faculty-directed research, scholarly, or creative project?

		Response Percent	Response Count
<b>Cannot judge; I did not have one.</b>		<b>57.1%</b>	<b>92</b>
My experience was very valuable.		16.1%	26
My experience was valuable.		22.4%	36
My experience was of little value.		4.3%	7
My experience was of no value.		0.0%	0
		<b>answered question</b>	<b>161</b>
		<b>skipped question</b>	<b>4</b>



**31. 33. Which statement best describes your experience with academic advising in your major/area?**

**answered question 161**

**skipped question 4**





**32. Questions 34-48 For each of these items, indicate the extent to which you were satisfied.**

46 Effectiveness of library personnel in meeting your information needs	27.8% (42)	<b>67.5% (102)</b>	3.3% (5)	1.3% (2)	3.22	151
47. Access to on-hand or electronic library resources	32.0% (49)	<b>62.1% (95)</b>	4.6% (7)	1.3% (2)	3.25	153
48. Computer, individual and group work spaces available within University Libraries (Waterfield, Pogue and Overby)	26.1% (40)	<b>54.2% (83)</b>	13.7% (21)	5.9% (9)	3.01	153
					<b>answered question</b>	<b>155</b>
					<b>skipped question</b>	<b>10</b>

**33. Questions 49-55 University Studies is designed to offer you a broad base of skills and knowledge and to prepare you for upper division study. Please indicate how effective University Studies at Murray State was in helping you achieve these goals.**

	<b>Very effective</b>	<b>Effective</b>	<b>Ineffective</b>	<b>Very ineffective</b>	<b>Rating Average</b>	<b>Rating Count</b>
49. Writing skills	27.0% (41)	<b>63.2% (96)</b>	9.9% (15)	0.0% (0)	3.17	152
50. Speaking skills	39.2% (60)	<b>52.9% (81)</b>	6.5% (10)	1.3% (2)	3.30	153
51. Critical thinking skills	35.5% (54)	<b>57.9% (88)</b>	5.9% (9)	0.7% (1)	3.28	152
52. Technology skills/computer skills	24.8% (38)	<b>62.7% (96)</b>	11.1% (17)	1.3% (2)	3.11	153
53. General knowledge in the liberal arts and sciences	19.1% (29)	<b>65.1% (99)</b>	15.8% (24)	0.0% (0)	3.03	152
54. International perspectives	22.4% (34)	<b>54.6% (83)</b>	22.4% (34)	0.7% (1)	2.99	152
55. Stimulation of interest in areas outside your chosen field of study	28.9% (44)	<b>52.6% (80)</b>	17.1% (26)	1.3% (2)	3.09	152
					<b>answered question</b>	<b>153</b>
					<b>skipped question</b>	<b>12</b>



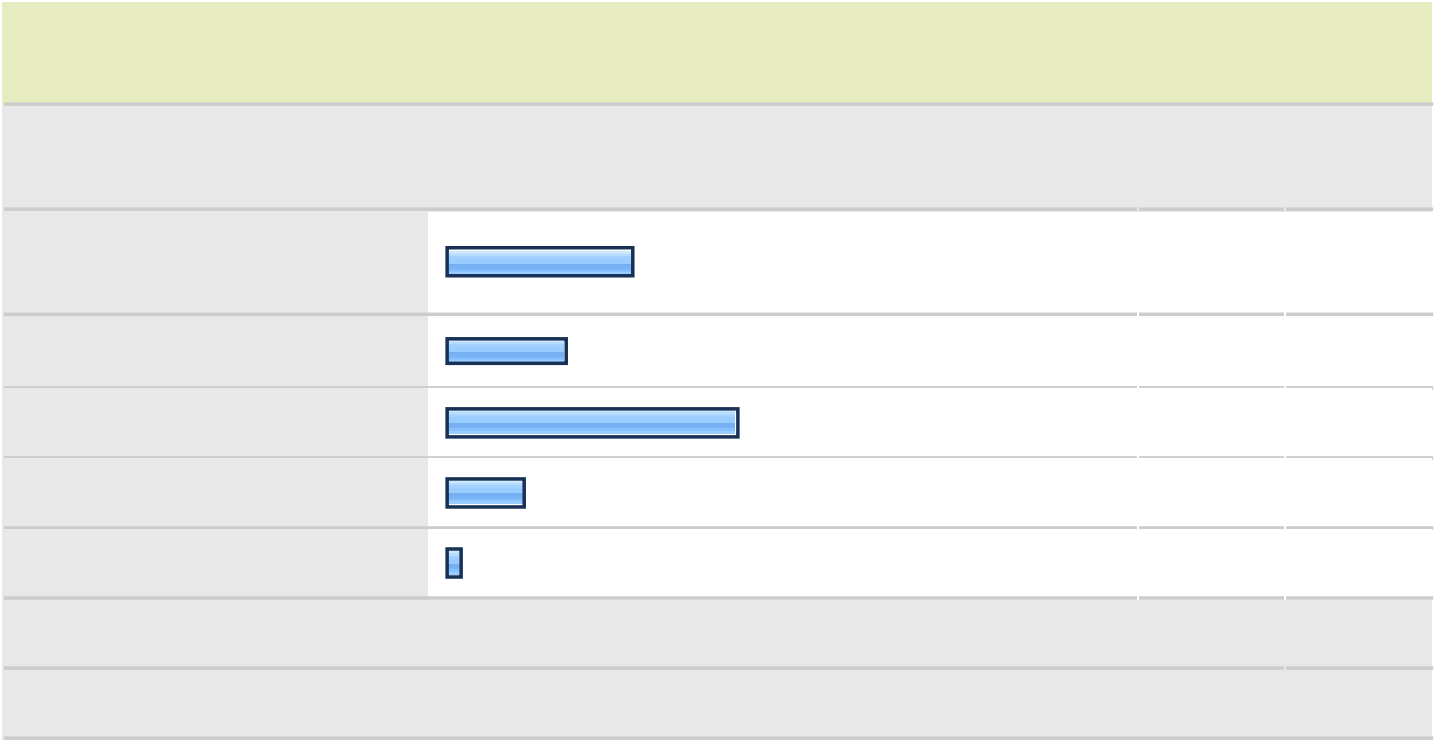

**34. Questions 56-89** For each of these services, activities or programs that you used, please indicate the extent to which you were satisfied that they met your needs. For those that you did not use, mark the "Did Not Use" option.

68. International student support services	7.3% (11)	10.0% (15)	2.0% (3)	0.7% (1)	<b>80.0%</b> <b>(120)</b>	3.20	150
69. Internet and wireless access for study and research needs	25.3% (38)	<b>50.7%</b> <b>(76)</b>	10.7% (16)	1.3% (2)	12.0% (18)	3.14	150
70. Intramural Sports and Recreation	20.7% (31)	29.3% (44)	1.3% (2)	0.7% (1)	<b>48.0%</b> <b>(72)</b>	3.35	150
71. LGBT programs	9.3% (14)	14.0% (21)	0.7% (1)	0.7% (1)	<b>75.3%</b> <b>(113)</b>	3.30	150
72. Lowry Center/Developmental courses and tutoring	10.1% (15)	14.9% (22)	0.7% (1)	2.0% (3)	<b>72.3%</b> <b>(107)</b>	3.20	148
73. Library	30.2% (45)	<b>53.7%</b> <b>(80)</b>	3.4% (5)	2.0% (3)	10.7% (16)	3.26	149
74. MSU web site	32.0% (48)	<b>57.3%</b> <b>(86)</b>	5.3% (8)	2.7% (4)	2.7% (4)	3.22	150
75. NCAA Sports	22.1% (33)	28.2% (42)	3.4% (5)	0.7% (1)	<b>45.6%</b> <b>(68)</b>	3.32	149
76. Online courses that are not Blackboard or Canvas	17.4% (26)	21.5% (32)	4.0% (6)	3.4% (5)	<b>53.7%</b> <b>(80)</b>	3.14	149
77. Public Safety/Security Services	26.8% (40)	<b>40.9%</b> <b>(61)</b>	5.4% (8)	0.7% (1)	26.2% (39)	3.27	149
78. Registration through myGate	37.2% (55)	<b>54.1%</b> <b>(80)</b>	4.1% (6)	1.4% (2)	3.4% (5)	3.31	148
79. Residential College programming and activities	29.9% (44)	29.9% (44)	4.8% (7)	2.0% (3)	<b>33.3%</b> <b>(49)</b>	3.32	147
80. Scholarships/grants/student employment	29.1% (43)	<b>48.6%</b> <b>(72)</b>	6.8% (10)	2.0% (3)	13.5% (20)	3.21	148
81. Services for non-traditional students	10.1% (15)	14.2% (21)	3.4% (5)	1.4% (2)	<b>70.9%</b> <b>(105)</b>	3.14	148
<b>answered question</b>							<b>151</b>
<b>skipped question</b>							<b>14</b>

**34. Questions 56-89** For each of these services, activities or programs that you used, please indicate the extent to which you were satisfied that they met your needs. For those that you did not use, mark the "Did Not Use" option.

82. Student Disability Services (SDS)	12.2% (18)	9.5% (14)	0.0% (0)	0.7% (1)	<b>77.6% (114)</b>	3.48	147
83. Transcript requests	18.9% (28)	<b>40.5% (60)</b>	3.4% (5)	2.0% (3)	35.1% (52)	3.18	148
84. Student Support Services (SSS)	12.8% (19)	14.2% (21)	2.0% (3)	0.0% (0)	<b>70.9% (105)</b>	3.37	148
85. Transfer Center	14.1% (21)	24.8% (37)	2.0% (3)	2.0% (3)	<b>57.0% (85)</b>	3.19	149
86. University Counseling Services	16.1% (24)	14.1% (21)	2.0% (3)	1.3% (2)	<b>66.4% (99)</b>	3.34	149
87. Veteran Services	8.8% (13)	8.8% (13)	0.0% (0)	1.4% (2)	<b>81.0% (119)</b>	3.32	147
88. Wellness Center	<b>38.8% (57)</b>	37.4% (55)	2.7% (4)	0.0% (0)	21.1% (31)	3.46	147
89. Women's Center	11.5% (17)	14.2% (21)	0.0% (0)	0.7% (1)	<b>73.6% (109)</b>	3.38	148
<b>answered question</b>							<b>151</b>
<b>skipped question</b>							<b>14</b>



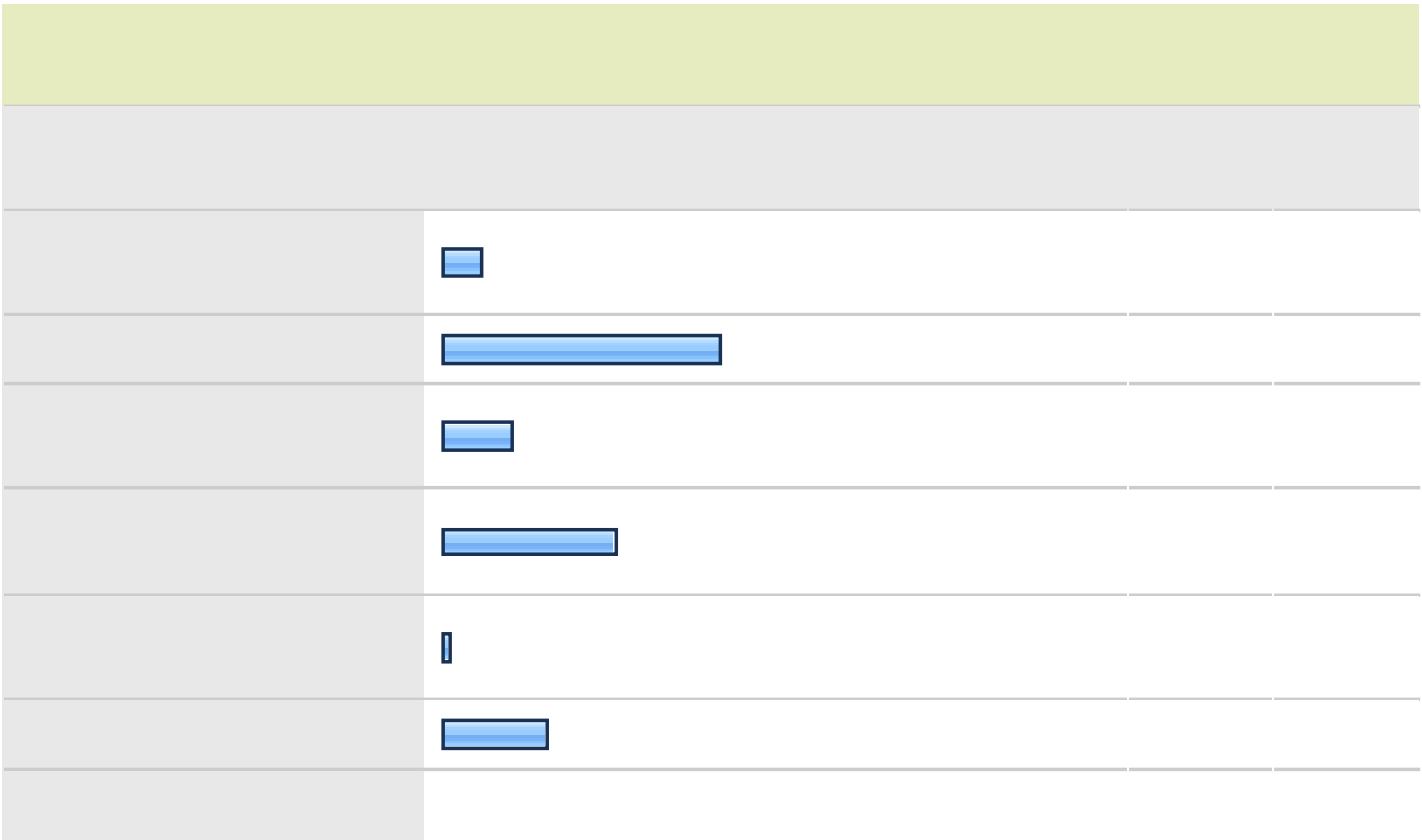




**38. Questions 93-102 The University has formulated ten desired "Characteristics of the Murray State University Graduate." Please indicate how effective your MSU experience was in enhancing your abilities in each area.**

100. Understand the importance of the behaviors necessary to maintain a healthy lifestyle;	31.5% (45)	<b>59.4% (85)</b>	9.1% (13)	0.0% (0)	3.22	143
101. Demonstrate mastery of a chosen field of study;	46.5% (67)	<b>50.0% (72)</b>	2.8% (4)	0.7% (1)	3.42	144
102. Value intellectual pursuit and continuous learning in a changing world.	43.1% (62)	<b>54.9% (79)</b>	2.1% (3)	0.0% (0)	3.41	144
<b>answered question</b>						<b>145</b>
<b>skipped question</b>						<b>20</b>












### 39. 103. What do you expect to do after you graduate?

answered question 146

skipped question 19

### 40. 104. If you are already employed, how closely related is your job to your field of study?

		Response Percent	Response Count
Extremely close		30.8%	45
Somewhat close		19.2%	28
Somewhat different		4.1%	6
Extremely different		6.8%	10
I cannot determine		2.1%	3
<b>Does not apply</b>		<b>37.0%</b>	<b>54</b>
		answered question	146
		skipped question	19

### 41. 105. If you intend to work full-time, what do you expect your salary to be?

		Response Percent	Response Count
Above \$75,000		5.5%	8
\$65,000 - \$75,000		5.5%	8
\$55,000 - \$64,999		11.7%	17
\$45,000 - \$54,999		16.6%	24
<b>\$35,000 - \$44,999</b>		<b>27.6%</b>	<b>40</b>
\$25,000 - \$34,999		13.8%	20
Below \$25,000		3.4%	5
Does not apply		15.9%	23
<b>answered question</b>			<b>145</b>
<b>skipped question</b>			<b>20</b>

