

MSU Senior Survey



1. 1. Graduation Date



Month

	May	August	December	Response Count
Please select the month and year that you plan to graduate:	95.2% (80)	4.8% (4)	0.0% (0)	84

Year




	2012	2013	2014	2015	2016	2017	2018	2019	2020	Response Count
Please select the month and year that you plan to graduate:	0.0% (0)	0.0% (0)	0.0% (0)	20.2% (17)	79.8% (67)	0.0% (0)	0.0% (0)	0.0% (0)	0.0% (0)	84
answered question										84
skipped question										0

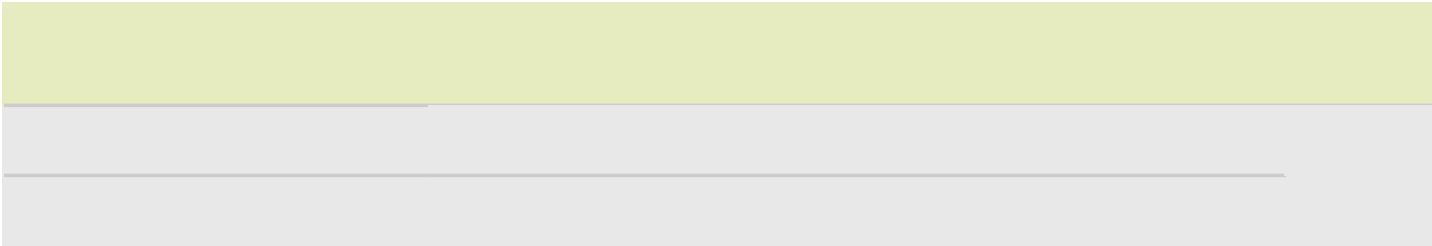
2. 2. Gender



		Response Percent	Response Count
Female		70.2%	59
Male		29.8%	25
answered question			84
skipped question			0

	<input type="text"/>
	<input type="checkbox"/>
	<input type="checkbox"/>
	<input type="checkbox"/>
	<input type="checkbox"/>





5. 5. What is your residency classification at MSU?

		Response Percent	Response Count
In-state		82.1%	69
Out-of-state		15.5%	13
International		2.4%	2
		answered question	84
		skipped question	0







11. 11. Approximately what percent of your University Studies (general education) classes did you take at MSU?

		Response Percent	Response Count
Under 25%		39.3%	11
25-49%		14.3%	4
50-74%		21.4%	6
75-100%		25.0%	7
		answered question	28
		skipped question	56

12. 12. What has been your attendance status at MSU?

		Response Percent	Response Count
Primarily full-time		97.6%	82
Primarily part-time		2.4%	2
		answered question	84
		skipped question	0

13. 13. In which Residential College are you a member?

13. 13. In which Residential College are you a member?

	84
answered question	84
skipped question	0

14. 14. Have you ever received any type of Financial Aid while at MSU? (scholarships, grants, work-study, etc.)


14. 14. Have you ever received any type of Financial Aid while at MSU? (scholarships, grants, work-study, etc.)

	Response Percent	Response Count
Yes	88.1%	74
No	11.9%	10
answered question		84
skipped question		0


15. 15. How many years will it take you to complete your degree from the point of your initial enrollment in college (including any time at a previous institution)?

15. 15. How many years will it take you to complete your degree from the point of your initial enrollment in college (including any time at a previous institution)?

	Response Percent	Response Count
Two	8.3%	7
Three	98.5%	84
Four	0.985%	1
Five	0.985%	1
Six	0.985%	1
Seven	0.985%	1
answered question		84
skipped question		0



	1
	1
	1
	2
	1
	1












17. 17. Please identify the program/major in which you are earning a degree. If you have a double major, check both of your majors. (Note: Liberal Arts and Integrated Studies Students, check Liberal Arts or Integrated Studies. Do not check your field of study as a major.)

Graphic Communications Media	<input type="checkbox"/>	0.0%	0
Health & Physical Education	<input type="checkbox"/>	0.0%	0
Health Information Administration	<input type="checkbox"/>	0.0%	0
History	<input type="checkbox"/>	11.9%	10
	<input type="checkbox"/>		
	<input type="checkbox"/>		
	<input type="checkbox"/>		
	<input type="checkbox"/>		
	<input type="checkbox"/>		
	<input type="checkbox"/>		
	<input type="checkbox"/>		
	<input type="checkbox"/>		
	<input type="checkbox"/>		
	<input type="checkbox"/>		
	<input type="checkbox"/>		
	<input type="checkbox"/>		
	<input type="checkbox"/>		
	<input type="checkbox"/>		
	<input type="checkbox"/>		
	<input type="checkbox"/>		
	<input type="checkbox"/>		
	<input type="checkbox"/>		
	<input type="checkbox"/>		
	<input type="checkbox"/>		
	<input type="checkbox"/>		

answered question		84
skipped question		0

17. 17. Please identify the program/major in which you are earning a degree. If you have a double major, check both of your majors. (Note: Liberal Arts and Integrated Studies Students, check Liberal Arts or Integrated Studies. Do not check your field of study as a major.)

Middle School Education		0.0%	0
Music		4.8%	4
Music Business		1.2%	1
Nonprofit Leadership Studies		0.0%	0
Nursing		0.0%	0
Nursing/RN to BSN		0.0%	0
Nutrition, Dietetics, & Food Mgmt		0.0%	0
Occupational Safety and Health		0.0%	0
Organizational Communication		1.2%	1
Philosophy		1.2%	1
Physics		0.0%	0
Political Science		11.9%	10
Psychology		25.0%	21
Public Administration		1.2%	1
Public Relations		0.0%	0
Recreation & Leisure Services		0.0%	0
Social Work		0.0%	0
Sociology		7.1%	6
Spanish		1.2%	1
Telecommunications Systems Mgmt		0.0%	0
answered question			84
skipped question			0




17. 17. Please identify the program/major in which you are earning a degree. If you have a double major, check both of your majors. (Note: Liberal Arts and Integrated Studies Students, check Liberal Arts or Integrated Studies. Do not check your field of study as a major.)


Television Production		0.0%	0
Theatre	<input checked="" type="checkbox"/>	6.0%	5
Wildlife & Conservation Biology		0.0%	0
answered question			84
skipped question			0

18. 20. What is the highest degree you eventually hope to receive?






		Response Percent	Response Count
Associate		0.0%	0
Baccalaureate	<input checked="" type="checkbox"/>	25.0%	21
Graduate	<input checked="" type="checkbox"/>	56.0%	47
Professional	<input checked="" type="checkbox"/>	19.0%	16
answered question			84
skipped question			0

19. 21. Which best describes your situation?



		Response Percent	Response Count
Did not change major/area		57.1%	48
Did not initially declare major/area		7.1%	6
Changed major/area		35.7%	30
		answered question	84
		skipped question	0



22. 24. What time would you have preferred?



		Response Percent	Response Count
Late afternoon		20.0%	2
Evening		30.0%	3
Weekend		10.0%	1
During the day		30.0%	3
Online		10.0%	1
answered question			10
skipped question			74

23. 25. Which best describes the location where you completed the majority of your courses?



		Response Percent	Response Count
Mostly online		98.8%	83
Primarily on campus		0.0%	0
Other			
answered question			84
skipped question			0

Paducah

24. 26. Did you take any online courses while at Murray State?

		Response Percent	Response Count
Yes		54.8%	46
No		45.2%	38
answered question			84
skipped question			0

25. 27. Did it take you an extra semester or more to complete degree requirements at Murray State?

		Response Percent	Response Count
Yes		38.1%	32
No		61.9%	52
answered question			84
skipped question			0

26. 28. Why did it take you an extra semester or more?

[Redacted]

[Redacted]

[Redacted]

[Redacted]

[Redacted]

[Redacted]

[Redacted]

26. 28. Why did it take you an extra semester or more?

answered question 32

skipped question 52

27. 29. Did you have trouble getting any course(s) you needed while at Murray State?

Response Percent Response Count

Yes  38.1% 32

No  61.9% 52

answered question 84

skipped question 0

28. 30. Why did you have trouble getting the course?

Response Percent Response Count

The course was not offered the semester I needed it.  40.6% 13

The course was not offered at hours convenient to my work schedule.  3.1% 1

The course was not offered at hours suitable for my school schedule.  31.3% 10

All course sections were closed.  25.0% 8

I was unaware of the prerequisites for the course. 0.0% 0



answered question 32

skipped question 52

29. 31. Which statement best describes your experience with off-campus coop/internship?

		Response Percent	Response Count
Cannot judge; I did not have one.		72.3%	60
My experience was very valuable.		16.9%	14
My experience was valuable.		8.4%	7
My experience was of little value.		2.4%	2
My experience was of no value.		0.0%	0
answered question			83
skipped question			1


30. 32. Which statement best describes your experience with on-campus faculty-directed research, scholarly, or creative projectD (direc113 lp 411.088 0 l 411.00lx5 w 155.

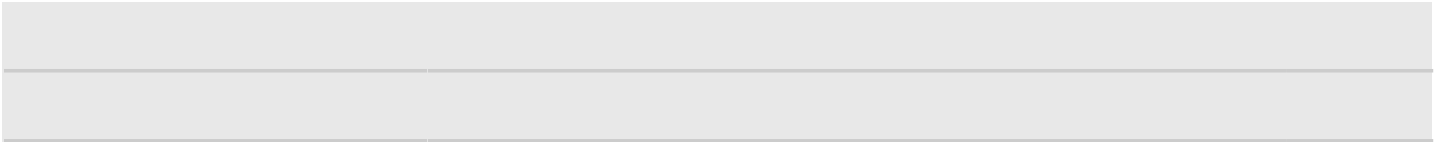




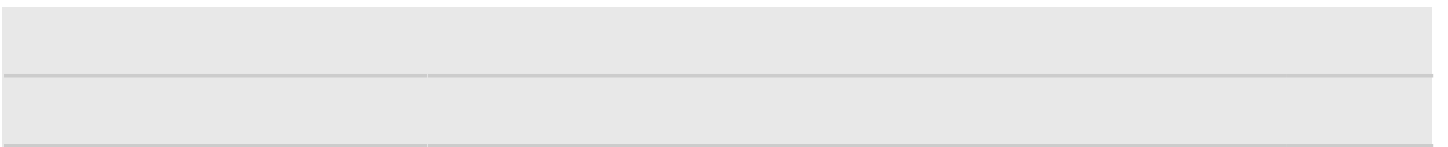
31. 33. Which statement best describes your experience with academic advising in your major/area?

answered question 83

skipped question 1

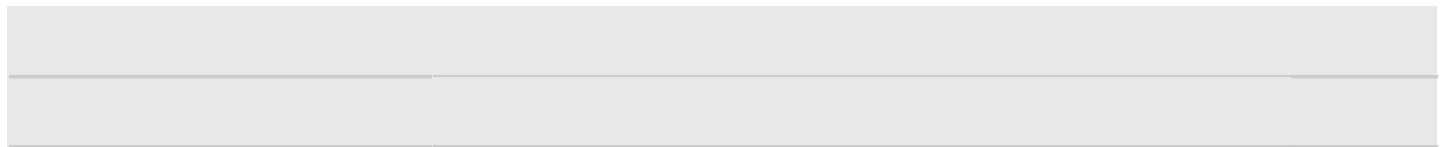






34. Questions 56-89 For each of these services, activities or programs that you used, please indicate the extent to which you were satisfied that they met your needs. For those that you did not use, mark the "Did Not Use" option.

68. International student support services	5.7% (4)	10.0% (7)	1.4% (1)	0.0% (0)	82.9% (58)	3.25	70
69. Internet and wireless access for study and research needs	38.0% (27)	35.2% (25)	22.5% (16)	2.8% (2)	1.4% (1)	3.10	71
70. Intramural Sports and Recreation	16.9% (12)	16.9% (12)	1.4% (1)	2.8% (2)	62.0% (44)	3.26	71
71. LGBT programs	5.6% (4)	18.3% (13)	4.2% (3)	0.0% (0)	71.8% (51)	3.05	71
72. Lowry Center/Developmental courses and tutoring	9.9% (7)	14.1% (10)	1.4% (1)	0.0% (0)	74.6% (53)	3.33	71
73. Library	36.6% (26)	54.9% (39)	4.2% (3)	1.4% (1)	2.8% (2)	3.30	71
74. MSU web site	35.7% (25)	51.4% (36)	11.4% (8)	0.0% (0)	1.4% (1)	3.25	70
75. NCAA Sports	16.9% (12)	26.8% (19)	1.4% (1)	0.0% (0)	54.9% (39)	3.34	71
76. Online courses that are not Blackboard or Canvas	14.1% (10)	12.7% (9)	7.0% (5)	1.4% (1)	64.8% (46)	3.12	71
77. Public Safety/Security Services	32.4% (23)	35.2% (25)	7.0% (5)	8.5% (6)	16.9% (12)	3.10	71
78. Registration through myGate	31.0% (22)	60.6% (43)	4.2% (3)	2.8% (2)	1.4% (1)	3.21	71
79. Residential College programming and activities	31.0% (22)	29.6% (21)	5.6% (4)	2.8% (2)	31.0% (22)	3.29	71
80. Scholarships/grants/student employment	26.8% (19)	49.3% (35)	2.8% (2)	7.0% (5)	14.1% (10)	3.11	71
81. Services for non-traditional students	7.0% (5)	9.9% (7)	2.8% (2)	4.2% (3)	76.1% (54)	2.82	71
answered question							71
skipped question							13



35. 90. To what extent did you participate in Residential College activities?

answered question 73

skipped question 11

36. 91. Which phrase best describes your opinion of Residential Colleges?

		Response Percent	Response Count
Not familiar with Residential Colleges		21.9%	16
Very positive		15.1%	11
Positive		53.4%	39
Negative		5.5%	4
Very negative		4.1%	3
		answered question	73
		skipped question	11








37. 92. When you graduate how many times will you have studied abroad during your university career?

		Response Percent	Response Count
None		50.7%	37
One		45.2%	33
Two		2.7%	2
Three or more		1.4%	1
		answered question	73
		skipped question	11

38. Questions 93-102 The University has formulated ten desired "Characteristics of the Murray State University Graduate." Please indicate how effective your MSU experience

100. Understand the importance of the behaviors necessary to maintain a healthy lifestyle;	35.6% (26)	45.2% (33)	13.7% (10)	5.5% (4)	13.7% (10)	5.5

39. 103. What do you expect to do after you graduate?







		Response Percent	Response Count
I am unsure of my immediate plans.		8.2%	6
I will look for a job.		42.5%	31
I will continue working in the position I now have.		1.4%	1
I will work at a position I recently accepted.		9.6%	7
I will do additional undergraduate work.		0.0%	0
I will go to graduate school.		27.4%	20
I will go to law school.		9.6%	7
I will go to medical school.		1.4%	1
I will go to other professional school.		0.0%	0
I will not work or attend school.		0.0%	0
answered question			73
skipped question			11

39. 103. What do you expect to do after you graduate?

answered question 73

skipped question 11

40. 104. If you are already employed, how closely related is your job to your field of study?

		Response Percent	Response Count
Extremely close		16.4%	12
Somewhat close		15.1%	11
Somewhat different		6.8%	5
Extremely different		15.1%	11
I cannot determine		1.4%	1
Does not apply		45.2%	33
		answered question	73
		skipped question	11

41. 105. If you intend to work full-time, what do you expect your salary to be?





		Response Percent	Response Count
Above \$75,000		2.7%	2
\$65,000 - \$75,000		1.4%	1
\$55,000 - \$64,999		6.8%	5
\$45,000 - \$54,999		16.4%	12
\$35,000 - \$44,999		16.4%	12
\$25,000 - \$34,999		13.7%	10
Below \$25,000		13.7%	10
Does not apply		28.8%	21
answered question			73
skipped question			11

41. 105. If you intend to work full-time, what do you expect your salary to be?





answered question 73

skipped question 11

42. 106. If you intend to continue your education, please indicate which statement best describes the institution you will attend.

		Response Percent	Response Count
Murray State University		17.8%	13
University/College in Kentucky		20.5%	15
University/College outside Kentucky		41.1%	30
Does not apply		20.5%	15
		answered question	73
		skipped question	11

43. 107. "I would recommend Murray State University to a prospective student."

		Response Percent	Response Count
Strongly agree		52.1%	38
Agree		41.1%	30
Disagree		4.1%	3
Strongly disagree		2.7%	2
		answered question	73
		skipped question	11