



College Courts




- Provide information on emergency preparedness procedures to follow in the following events-
 - Fire
 - Tornado
 - Earthquake
 - Terrorism
 - Gunshots Heard
 - Threat of Harm



- Help university employees understand their role in an emergency.
- Provide information to employees on how to respond appropriately in the event of an emergency.
- Provide resources for additional information and support.

- Call 911 to report fire/smoke
- Get (1.EMC /)r e-(epu)3(r)1of th0(e-θ_{bui})-1d(fiin(fig(e-1fiin

- Once outside, alert the Fire Department or Police of any information you have observed.
 - Fire
 - Smoke
 - Trapped occupants
- Account for building occupants at the designated meeting area.



- College Courts – Grassy area away from building
- Elizabeth - Grassy area between Hart & Winslow
- Hart - Grassy area in front of Wellness Center
(formerly Springer)
- Hester - Grassy area in front of Wellness Center
(formerly Springer)
- Hollis Franklin - Grassy area around Hart and Winslow

- James Richmond - Intramural Fields
- Lee Clark - Intramural Fields
- Regents - Grassy area beside Tennis Courts
- White - Parking lot south of the building


- If you are unable to exit the building
 - Call 911 and tell them where you are trapped
 - Isolate yourself from the fire and/or smoke
 - Close doors
 - Seal door with a wet cloth
 - Inform others of your location
 - Call 911 or 2222
 - Signal others from the window
 - Yell
 - Wave

- If the apartment becomes filled with smoke
 -

- Class C




- Suitable for use on electrical fires
 - Electric-powered tools
 - Any equipment using electricity



- The label indicates the extinguisher is suitable for use on Class A, B and C fires.



- To use an extinguisher, remember PASS-
 - Pull the pin
 - Aim at the base of the fire
 - Squeeze the handle or trigger
 - Sweep back and forth



- Watch vs. Warning

- Watch

- A tornado is possible, but not imminent
 - Proceed with normal activity, stay alert

- Warning

- A tornado has been sighted in the area
 - Take immediate action



- Listen to local radio or TV station
- Check weather website [radiot8f-3\(os\)1iot8upd](http://radiot8f-3(os)1iot8upd)

- Move to the interior of building. Stay away from outside walls and glass, close interior doors.
- Crouch against interior wall with your head covered for best protection.
- Lower floors with no glass hazards and basements will provide better protection.
- If evacuating using the stairwell presents a hazard with glass, stay on the current floor and seek shelter in the interior hallway.
- Wait for the All Clear message.

- If building has significant damage, evacuate with caution once the tornado has passed.
- Watch for:
 - Broken glass and debris
 - Downed power lines
 - Falling objects
- Assist people with injuries.
- Report damage and/or injuries to 911 or 2222.



- During an earthquake
 - Seek protection from falling debris, get under desk or in a doorway
 - Do not use elevators
 - If outside, move away from buildings, power lines and trees
 - Avoid open flames

- After an earthquake
 - Provide assistance to others in need
 - Call 911 or 2222 to report damage

- Always be aware of your surroundings.
- If you observe something unusual, call 911 or 2222 and report:
 - What the person(s) is/are doing
 - Where it is happening
 -

- Toxic/Irritant Gas

- Immediately evacuate the building by pulling the fire alarm.
- Account for all building occupants at the designated meeting area.
- Call 911 or 2222 and inform them of the situation with as much detail as possible.

- Infectious Agents

- Leave the material in the same location where it was found or opened. Immediately evacuate.
- Segregate individuals who were exposed.
- Call 911 or 2222 and inform them of the situation with as much detail as possible.

- If you are involved in a situation where gunshots are heard:
 - Exit the building immediately.
 - Notify anyone you may encounter to exit the building immediately.
 - Call MSU Police at 911 or 2222 and provide details of the situation.


- If you are directly involved and exiting the building is not possible:
 - Go to the nearest room or office.
 - Close and lock or barricade the door.
 - Cover the door windows and turn off lights.
 - Keep quiet and act as if no one is in the room.
 - Do not answer the door.

- Please click on the link below to view the short video developed by the City of Houston and the Department of Homeland Security to learn how to survive an active shooter event.
- Video link to YouTube – [Run. Hide. Fight.](#)
- *After viewing the video, please return and view the remainder of this presentation.*

- Call MSU Police at 911 or 2222 and tell them:
 - Your name and location
 - Number and identification of shooter(s), if known
 -

- In the event of immediate danger:
 - Call MSU Police at 911 or 2222.
 - Take immediate action to move others from harms way (in the immediate vicinity of event).
 - Initiate lockdown procedures.

- Warning Signs of Danger:
 - Possession of weapon
 - Suicide threats or statements
 - Detailed threats of violence
 - Rage for minor reasons
 - Destruction of property
 - Conflicts with peers, family or others



- Early Warning Signs of Threat of Harm:
 - Withdrawal
 - Feelings of isolation or rejection
 - Victim of violence or bullying
 - Uncontrolled anger
 - Talk of suicide
 - Depression
 - Marked changes in appearance
 -



- In the event of an emergency, MSU will notify the

- Fire 911
- Police 911
- Medical 911
- MSU Police 2222
- Village Medical (on campus) 3809
- Env. Safety & Health 3480
- Facilities Management ... 4291

- Careful attention to these procedures should help you to respond appropriately in the event of an emergency.

